



PUSAT PERBUKUAN
Departemen Pendidikan Nasional



English in Focus

for Grade VII
Junior High School (SMP/MTs)

Artono Wardiman
Masduki B. Jahur
M. Sukirman Djusma

Keep the Environment Clean



1



PUSAT PERBUKUAN
Departemen Pendidikan Nasional

English in Focus

for Grade VII
Junior High School (SMP/MTs)

Artono Wardiman
Masduki B. Jahur
M. Sukirman Djusma

1

Hak Cipta pada Departemen Pendidikan Nasional
Dilindungi Undang-undang

Hak Cipta Buku ini dibeli oleh Departemen Pendidikan
Nasional dari Penerbit Setia Purna Inves

**English in Focus
for Grade VII
Junior High School (SMP/MTs)**

Writers : Artono Wardiman
Masduki B. Jahur
M. Sukirman Djusma
Editors : Editor Team of Setia Purna Inves
Layouters : Layouter Team of Setia Purna Inves
Illustrator : Illustrator Team of Setia Purna Inves
Cover Designer : Designer Team of Setia Purna Inves
Cover Photos : Documentation of Setia Purna Inves

Book Size : 17.6 × 25 cm

420.07

WAR WARDIMAN, Artono
e

English in focus 1: for grade VII Junior High School (SMP/ MTs)/
Artono Wardiman, Masduki B. Jahur, M. Sukirman Djusma; -- Ed. 1. --
Jakarta: Pusat Perbukuan, Departemen Pendidikan Nasional, 2008.
viii, 176 hlm. ; ilus. : 25 Cm.

Bibliografi : hlm. 165

Indeks

ISBN 979-462-970-7

1. Bahasa Inggris-Studi dan Pengajaran I. Judul II. Jahur, Masduki B
III. Djusma, Sukirman

Diterbitkan oleh Pusat Perbukuan
Departemen Pendidikan Nasional
Tahun 2008

Diperbanyak oleh ...

Kata Sambutan

Puji syukur kami panjatkan ke hadirat Allah SWT, berkat rahmat dan karunia-Nya, Pemerintah, dalam hal ini, Departemen Pendidikan Nasional, pada tahun 2008, telah membeli hak cipta buku teks pelajaran ini dari penulis/penerbit untuk disebarluaskan kepada masyarakat melalui situs internet (website) Jaringan Pendidikan Nasional.

Buku teks pelajaran ini telah dinilai oleh Badan Standar Nasional Pendidikan dan telah ditetapkan sebagai buku teks pelajaran yang memenuhi syarat kelayakan untuk digunakan dalam proses pembelajaran melalui Peraturan Menteri Pendidikan Nasional Nomor 34 Tahun 2008.

Kami menyampaikan penghargaan yang setinggi-tingginya kepada para penulis/penerbit yang telah berkenan mengalihkan hak cipta karyanya kepada Departemen Pendidikan Nasional untuk digunakan secara luas oleh para siswa dan guru di seluruh Indonesia.

Buku-buku teks pelajaran yang telah dialihkan hak ciptanya kepada Departemen Pendidikan Nasional ini, dapat diunduh (down load), digandakan, dicetak, dialihmediakan, atau difotokopi oleh masyarakat. Namun, untuk penggandaan yang bersifat komersial harga penjualannya harus memenuhi ketentuan yang ditetapkan oleh Pemerintah. Diharapkan bahwa buku teks pelajaran ini akan lebih mudah diakses sehingga siswa dan guru di seluruh Indonesia maupun sekolah Indonesia yang berada di luar negeri dapat memanfaatkan sumber belajar ini.

Kami berharap, semua pihak dapat mendukung kebijakan ini. Kepada para siswa kami ucapkan selamat belajar dan manfaatkanlah buku ini sebaik-baiknya. Kami menyadari bahwa buku ini masih perlu ditingkatkan mutunya. Oleh karena itu, saran dan kritik sangat kami harapkan.

Jakarta, Juli 2008
Kepala Pusat Perbukuan

Preface

English in Focus for Grade VII is one of a three-level English textbooks for you, young learners in junior high school (SMP/MTs). The necessity of English as one of the foreign languages studied in Indonesian schools, brings this book forward.

The writers have made an effort to develop your ability in English use through this book. The content of the book is integrated in the four language skills, i.e. listening, speaking, reading and writing. It aims to build your language, discourse, sociocultural and strategic competence. All the components help you understand English and use it as the media of communication.

This book also presents theories as well as activities that are closely familiar to the students. The activities will explore your creativity and encourage you to use your language skills in English.

Last but not least, the writers are very grateful to all people who have helped and given their input, support and encouragement.


We also would like to appreciate PT Setia Purna Inves and the editorial team that give the support and contribution so that the books can be used by the young learners in junior high school (SMP/MTs).

Hopefully, this book will help you learn English in communicative way.

Bandung, July 2008

Writers

Guide to Read This Book



1. **Chapter Title**
displays the title theme of every chapter.
2. **Materials You're Going to Learn in This Chapter**
mentions main subjects in every chapter.
3. **Log On**
enriches your knowledge. The materials have been taken from the internet in order to enhance your ability.
4. **New Horizon**
enriches you with knowledge related to the learning material.
5. **Enrich Your Knowledge**
relates to the theme of the chapter.
6. **Follow Up Activity**
gives you an activity to practice some materials that you have studied.
7. **Grammar Stage**
explains grammar which is learned in every chapter.
8. **Learning Essential**
describes the primary subject of the chapter.
9. **Learning Review**
brings to you in the form of questions that reminds you of some learning materials.
10. **UN Challenge**
challenges you some problems to solve that are taken from *Ujian Nasional*.
11. **Exercise of Chapters**
recycles learning materials from the preceding chapters.
12. **Final Evaluation**
reminds you of the materials in each chapter.
13. **Bibliography**
shows you the resources for this book.
14. **Photo Credits**
shows you the resources of pictures.
15. **Glossary**
consists of list of words or terms to enrich your vocabulary.
16. **Index**
helps you find grammar, expressions, and author of each chapter.

Chapter Contents Chart

<i>Kata Sambutan</i>	iii
Preface	iv
Guide to Read This Book	v
Chapter 1 What Is Your Name?	1
Listening	2
• Listening to the greetings and introduction expressions	2
• Listening to the words pronunciation	7
Speaking	8
• Greeting and introducing	8
Reading	12
• Reading aloud to a short text with good pronunciation, stress and intonation ..	12
Writing	14
• Expressing the meaning of short functional texts	14
• Writing short functional texts in the form of greeting card	15
Learning Essential	18
Learning Review	18
Chapter 2 Things around Us	19
Listening	20
• Listening to the gratitude expressions	20
• Listening to the apology expressions	21
• Listening for asking and giving information expressions	22
Speaking	25
• Expressing apology	25
• Expressing gratitude	26
• Asking and giving information	27
Reading	29
• Identifying to the meaning of short descriptive texts	29
• Reading aloud a short text with good pronunciation, stress and intonation	30
Writing	36
• Writing short descriptive texts	36
Learning Essential	38
Learning Review	38
Chapter 3 Let's Go to School	39
Listening	40
• Listening to the command expressions	40
• Listening to the prohibition expressions	42
Speaking	45
• Expressing a command	46
• Expressing prohibition	47
Reading	50
• Reading aloud words, phrases and sentences with good pronunciation, stress and intonation	50

Writing	54
• Writing simple functional text in the form of short messages.....	54
Learning Essential	56
Learning Review	56
Chapter 4 What Should I Buy?	57
Listening	58
• Listening to the politeness expressions	58
• Listening to the short functional texts in the form of advertisement.....	59
Speaking	61
• Expressing politeness	61
• Expressing the meaning of short functional texts in the form of advertisement	63
Reading	65
• Reading aloud descriptive texts with correct pronunciation, stress and intonation...	65
• Identify the meaning of short functional texts in the form of advertisement ...	66
Writing	67
• Writing descriptive texts	73
• Writing short functional texts in the form of advertisement	75
Learning Essential	78
Learning Review	78
Exercise of Chapters 1-4	79
Chapter 5 Family Life	83
Listening	84
• Listening to the expressions for asking and giving opinion	84
Speaking	88
• Expressing likes and dislikes	88
• Asking for opinion	89
Reading	93
• Getting information from a descriptive text	94
• Reading aloud a descriptive text.....	95
Writing	97
• Writing a simple descriptive text about family	98
• Writing short functional texts in the form of greeting cards	99
Learning Essential	100
Learning Review	100
Chapter 6 What Do You Do?	101
Listening	102
• Listening to the expressions for asking and giving something	102
• Listening to the monologues of descriptive texts	104
Speaking	105
• Asking and giving something	105
• Describing people	107

Reading	113
• Getting information from a text	113
• Reading a descriptive text	114
Writing	116
• Writing a descriptive text	120
Learning Essential	122
Learning Review	122
Chapter 7 Work Out	123
Listening	124
• Listening to the expressions for asking and giving facts	124
• Listening to the monologues of procedural texts.....	126
Speaking	127
• Asking and giving facts	127
• Performing a monologue of procedural texts	130
Reading	131
• Reading procedural texts.....	132
• Identifying meanings of procedural texts.....	133
Writing	134
• Writing a procedural text	136
Learning Essential	138
Learning Review	138
Chapter 8 My Hobby	139
Listening	140
• Listening to the expressions for asking clarification	140
• Listening to the procedural text	142
Speaking	143
• Asking and responding clarification expressions.....	143
• Performing a monologue in a procedural form	145
Reading	148
• Reading aloud a procedural text	149
Writing	151
• Writing a procedural text	153
Learning Essential	154
Learning Review	154
Exercise of Chapters 5-8	155
Final Evaluation	159
Bibliography	165
Photo Credits	166
Glossary	167
Index	168
Listening Script	169
Answer Key	172

Chapter

1



Source: *Publisher's Documentation*

What Is Your Name?

Materials You Are Going to Learn in This Chapter

Listening

- Listening to the greetings and introduction expressions
- Listening to the words pronunciation

Speaking

- Greeting and introducing

Reading

- Reading aloud to a short text with good pronunciation, stress and intonation

Writing

- Expressing the meaning of short functional texts
- Writing short functional texts in the form of greeting card

Listening

In this section, you will learn how to:

- listen to the greetings and introduction expressions;
- listen to the words pronunciation.




After learning the lesson in this section, you are expected to be able to:

- identify the greetings and introduction expressions;
- identify the words pronunciation.

Practice 1

1

Listen and repeat.






Practice 2

2

Look at the pictures and listen carefully.

Tiara is a new student. She meets Heru in the library.





Practice 3

Listen carefully.

- Heru is a new neighbour.*

Ary : Hello. I'm Ary.
 Heru : Hello. I'm Heru.
 Ary : You are the new neighbour, right?
 Heru : Yes, I am. I just moved from Padang.
 Ary : Well, nice to meet you, Heru.
 Heru : Nice to meet you, too.
- Ranti meets her teacher, Mr Bakri at the post office.*

Ranti : Good afternoon, Sir.
 Mr Bakri : Good afternoon. You are
 Ranti : Ranti, Sir. My name is Ranti. How are you?
 Mr Bakri : I am fine, thank you. And how about you?
 Ranti : I am fine, too.
 Mr Bakri : Well, Ranti. I have to go now. Pleased to meet you.
 Ranti : Pleased to meet you, too, Sir.
- Citra is Ari's friend. One night she wants to see Ari at his home, but he is not home. Ari's brother, Sigit, is at home.*

Citra : Good evening, Sigit.
 Sigit : Good evening, Citra.
 Citra : Is Ari at home?
 Sigit : I'm sorry, Citra. Ari is not at home.
 Citra : Oh, well. That's OK. Good night, then.
 Sigit : Good night.

Practice 4

4. *Anto is Ucok's best friend.*

Anto : Hi, Ucok. Are you coming to the basket ball game?

Ucok : Hi, Anto. Yes, I'm coming to the game.

Anto : OK, then. See you there. Bye.

Ucok : Bye.

Work in pairs, listen to the tape about the following dialogues. While you are listening, complete the dialogues. Number one has been done for you.

1. *Lira is new in the neighbourhood.*



Tony : Hi. My name is Tony.

Lira : Hi. My name is Lira.

Tony : You are the new neighbour, right?

Lira : Yes, I am. I just moved in yesterday.

Tony : Welcome to the neighbourhood. Well, I have to go to the bookstore. See you.

Lira : OK. See you!

2. *Eka meets a girl at a camping site.*



Eka : _____. I'm Eka. What is your name?

Riska : _____. I'm Riska. Which group do you come from?

Eka : I am from the Eagle group. You are from the Bear group, right?.

Riska : Yes, that is right. Well, _____, Eka.

Eka : _____, Riska.

3. *Alam meets his teacher, Mr Wijaya, on the way home from school.*



Alam : _____, Mr Wijaya.

Mr Wijaya : Oh, Alam. _____. How are you?

Alam : I'm fine, Sir. Thank you.


Mr Wijaya : Well, take care, OK?

Alam : Of course, Sir.

Mr Wijaya : _____, Alam.

Alam : _____, Sir.

4. *Ella is on her way home from the movie theatre. She meets Sigit.*



Ella : _____, Sigit.

Sigit : _____, Ella. What was the film like?

Ella : It was interesting.

Sigit : Well. It's getting late. I have to go home now.

_____.

Ella : Me, too. _____.

Speech Act

Greetings		
Formal (to older people)	Good morning, Good afternoon, Good evening,	my name is Ari.
Informal	Hi, Hello,	I am Nita.
	Nice to meet you. Good to meet you. Pleased to meet you.	Goodbye. Good night. Bye! See you!

Responses		
Formal (to older people)	Good morning, Good afternoon, Good evening,	my name is Helen.
Informal	Hi, Hello,	I am Monty.
	Nice to meet you. Good to meet you. Pleased to meet you.	Goodbye. Good night. Bye! See you!

Practice 5

In groups of three, introduce your friend to another and listen to them carefully.

Practice 6

Listen to the dialogue from the tape. While listening, complete the dialogues.

1. *Arif and Susan are playmates.*

Arif : _____, Susan! How are you?

Susan : _____, Arif! I'm fine, thanks. And you?

Arif : I'm fine, too. Are you coming to Rini's birthday party tonight?

Susan : Of course I'm coming.

Arif : OK, then. I'll meet you there. _____.

Susan : _____.



2. *Andy is a new student.*

Andy : _____ . I'm Andy.

Yola : _____ . I'm Yola. Are you a new student?


Andy : Yes, I am. I'm in 1H.

Yola : Then, we are classmates. I'm going to the library. Do you want to accompany me?

Andy : I'm sorry, I can't.

Yola : OK, then. _____ in the classroom.

Andy : _____ .



Practice 7

Now, close your book and introduce yourself to your friend. Listen carefully to what your friend's spelling.

Pronounce It!

1. close : /kləʊz/
2. meet : /mi:t/
3. neighbour : /'neɪbə(r)/
4. please : /pli:z/
5. right : /raɪt/
6. thanks : /θæŋks/

Speaking

In this section, you will learn how to:

- introduce and greet someone;
- carry out simple dialogues.

After learning the lesson in this section, you are expected to be able to:

- introduce and greet someone appropriately;
- carry out simple dialogues correctly.

Practice 1

Listen and repeat.

1

Hi, my name is Andi.

Hi, my name is Cinta.




2

Good morning,
I'm Heru.

Good morning,
I'm Arif.

Practice 2

Look at the pictures. Practise the dialogues with your friend.



New Horizon

- Good morning: 06.00 a.m. - 12.00 a.m.
- Good afternoon: 12.00 a.m. - 06.00 p.m.
- Good evening: 06.00 p.m. - the time you go to bed
- Good night: the time you go to bed

Practice 3

Practise the following dialogues.

- Reni meets her cousin, Romi, on his way to the bookstore. Romi lives with Reni's family.*

Reni : Hi, Romi!
Romi : Hi, Reni! What are you doing here?
Reni : I'm going to the bookstore. Do you want to come with me?
Romi : No, I'm going home.
Reni : OK. See you at home.
Romi : See you.
- Rudi cannot sleep. He goes to the kitchen to have some chocolate milk. His mother is in the kitchen.*

Rudi : Hello, Mom.
Mother : Hello, Rudi. Why are you still awake?
Rudi : I can't sleep. I'm going to drink a glass of chocolate milk.
Mother : Oh, here it is.
Rudi : Thank you, Mom. Good night.
Mother : Good night.

Practice 4

In pairs, complete the dialogues based on the example. Then practise them with your partner.

Example:

- Rosita : Good afternoon, Sir.
Mr Sembiring : Good afternoon. Are you a new student?
Rosita : Yes, Sir. I am Rosita Siregar. I am in 1F. How are you?
Mr Sembiring : Fine. My name is Sembiring. I am a science teacher. Do you come from Medan?
Rosita : Yes, Sir. My parents live there. But I live here with my uncle.
Mr Sembiring : Pleased to meet you, Rosita.
Rosita : Yes, pleased to meet you, too, Mr Sembiring.

- Roger : Good morning, Ma'am.
Mrs Felix : _____
Roger : Yes, Ma'am. I am Roger Sondakh. I am in 1C. _____.

Mrs Felix : _____.
My name is Felicia Felix. I am an English teacher. Do you come from Manado?

Roger : Yes, Ma'am. My parents live there. But I live here with my brother.

Mrs Felix : Nice to meet you, Roger.
Roger : _____.

2. Mirza : Hi, Togur. _____?
Togur : Hi, Mirza. _____?
Mirza : Not too bad. Thanks.

3. Ranto : Hello, Sandra. _____?
Sandra : _____?
Ranto : Fine. Thanks.

4. You : Hi, _____? _____?
Your friend : Hi, _____? _____?
You : _____.

Practice 5

Write dialogues based on these situations. Use the expressions of greeting then act them out.

1. You meet your friend in the morning on your way to school.
2. You meet your friend in the park.
3. You meet your brother in the dining room in the evening.
4. You meet your new classmate.
5. You meet your teacher on your way to the English course.

Practice 6

Prepare suitable dialogue for each of the following pictures. Number one is an example then act them out with your partner.





Intan : Hello, Romeo.
How are you?

Romeo : Hello, Intan. Pretty good.

Log On

If you want to send a birthday, sympathy or greeting card to your friends or family, check this website to get more examples of greeting card: www.greeting-cards.com



Enrich Your Knowledge

Listen carefully. Then repeat the following alphabets twice or three times.

A /eɪ/	B /bi:/	C /si:/	D /di:/	E /i:/	F /ef/	G /dʒi:/	H /eɪf/	I /aɪ/
J /dʒeɪ/	K /keɪ/	L /el/	M /em/	N /en/	O /əʊ/	P /pi:/	Q /kju:/	R /ɑ:/
S /es/	T /ti:/	U /ju:/	V /vi:/	W /ˈdʌblju:/	X /eks/	Y /waɪ/	Z /zed/	

Practice 7

Spell them out.

- Santi
- Susan
- Alam
- Robert
- Elizabeth
- Jonathan

Practice 8

Work in groups. Complete the dialogues. Then act them out.

- Teacher : How do you spell your name, Susan?
 Susan : es, ju:, es, eɪ, en.
 Teacher : Excellent. How about your name, Alam?
 Alam : eɪ, eɪ, eɪ, em.
 Teacher : Well done.
 Alam : Thank you.

2. Teacher : How do you spell your name, Anton?
Anton : _____
Teacher : Good. How about you, Yeni?
Yeni : _____
Teacher : Nicely done.
Yeni : Thank you.

Reading

In this section, you will learn how to:


- read aloud of some short texts about introduction.

After learning the lesson in this section, you are expected to be able to:

- read aloud of some short texts about introduction.

Practice 1

Look at the picture and then complete the sentences.



1. Irna says, " _____."
2. Yanti says, " _____."

Note

The italicised words are called *to be*.

Practice 2



Read aloud the following text.

- My name is Santi Pidiati.
- I am a student.
- I go to SMP 1 in Palembang.
- I was born in Palembang, 30th December 1994.
- I live at Jl. Ahmad Yani No. 15. My phone number is 200001.
- I like jogging, bicycling, and listening to music.
- My parents name are Mr Helmi Yahya and Mrs Yoana Pataya.
- My blood type is O.
- You can e-mail me at pidia94@yahoo.co.id.
- I am in 1F.
- I have a lot of friends.
- Titi is one of my friends.

Practice 3

Now, fill in the following form.

Santi is a new student at SMP 1 Palembang. She wants to be a member of girlscouts in her school. But before, she must fill in the form that consists of her data. Your job is to help Santi to fill in the form.

Jasmine Girlscout
SMP 1 Jalan Pahlawan Revolusi No. 5
Palembang

Students' Data

1. Full Name	:	_____
2. Date of Birth	:	_____
3. Address	:	_____
4. Phone Number	:	_____
5. Interests	:	_____
6. Parents Name	:	_____
7. Blood Type	:	_____
8. E-mail Address (if any)	:	_____

Palembang, ... / ... / 2008

(your name)

Writing

In this section, you will learn how to:

- get the meaning of the greetings cards;
- write greetings cards.

After learning the lesson in this section, you are expected to be able to:

- get the meaning of the greetings cards correctly;
- write greetings cards correctly.

Practice

1

Look and read the following greeting card.



Hello, Felix

How's going?

We're waiting for your coming...

Please, go home soon.

Miss you so much
Hana, your beloved sister
Mum and Dad

Practice

2

Answer the following questions.

1. Who is Felix?
2. Do you know where Felix is?
3. What is Hana writing about?
4. Who misses Felix much?

Practice 3

Pay attention to the following greeting card and complete it. Fill in the blanks with the words provided in the box.



For Mira,
a Best Friend

Hi Mira! How are you? _____ since the _____ we played basketball in my school yard. Let's meet again and _____ at my house. How about having an "ayam bakar" _____ with my family? Can't _____.

Love and Hug,
Nina

spend some time

party

wait to see you

It's been two months

last time

I miss you

Practice 4

Read the following situation carefully then write its greeting card.

1. Joshua writes a greeting card to his best friend Mary Ann in Melbourne. He writes that he wants to visit her sometimes and goes around Melbourne all day long.
2. Tika writes to her friend, Nancy, in Paris that she misses her very much and asks Nancy to write her about Nancy's activities lately.



UN Challenge

Fill in the blank with the suitable expression.

Iqbal : Hello, I am Iqbal.

Hadi : Oh, hi, I'm Hadi. How do you do?

Iqbal : _____?

- Fine, thank you
- Nice to meet you
- How do you do
- I'm quite alright

Taken from *Ujian Nasional Bahasa Inggris*, 2004

Grammar Stage

To Be
Affirmative

Pronoun	To Be	Full Form	Short Form	Noun
I	am	I am	I'm	a student
you	are	you are	you're	a student
she	is	she is	she's	a student
he	is	he is	he's	a student
it	is	it is	it's	a book
we	are	we are	we're	students
they	are	they are	they're	students

Negative

	Short Form		Noun
I am not	I'm not	I'm not	a student
you are not	you're not	you aren't	a student
she is not	she's not	she isn't	a student
he is not	he's not	he isn't	a student
it is not	it's not	it isn't	a book
we are not	we're not	we aren't	students
they are not	they're not	they aren't	students

Question

To Be	Pronoun	Noun
is	she/he/it	a book?
am/are	I/you	a student?
are	you/we/they	students?

Practice

5

Choose the correct "to be". Then act out the dialogue with your friends. Pay attention to the intonation.

Andra meets Una and Su Lian in the park.

Andra : Hi. I (am/is) Andra.

Una : Hello. We (is/are) Una and Su Lian.

Andra : Oh, you (is/are) twins!

Una : No, we (isn't/aren't).

Andra : But you (is/are) exactly alike!

Su Lian : No, I (am/is) nineteen years old, but Una (isn't/aren't) even eighteen yet.

Andra : Well, I (am/is) glad to meet you.

Randi comes and joins them.

Andra : Una, Su Lian, this (is/are) Randi.

Una : Hi, Randi.

Susan : Hello, Randi. How do you do?

Randi : Hello, girls. How do you do?
(to Randi) (am/are) they twins?

Andra : No, they (isn't/aren't) twins.

Follow-up Activity

Find your friend's birth date in your journal. Make your own birthday card for your friend. You can attach poetry or a CD containing friendship theme songs as a present. Send it to your friend. It will make your friendship stronger.

Learning Essential

- Language Function
 - ▶ Greeting
 - Hi.
 - Hello.
 - Good morning.
 - Good afternoon.
 - Good evening.
 - ▶ Introducing
 - My name is Tiana.
 - I am Monty.
 - This is my friend, Widdie.
- Grammar: To Be
Example:
 - I *am* a student.
 - You *are* a teacher.
 - He *is* a principal.
 - They *are* students.

Learning Review

After studying all subjects in this chapter, answer the following questions.

1. What have you learnt in this chapter?
2. What do you say to greet people?
3. What do you say to introduce yourself?
4. What do you say to introduce your friend to your teacher?

If you find some difficulties while answering the questions, you can learn the subjects once more or you may consult your teacher.

Chapter 2



Source: www.bedfordinvictoria.ca

Things around Us

Materials You Are Going to Learn in This Chapter

Listening

- Listening to the gratitude expressions
- Listening to the apology expressions
- Listening for asking and giving information expressions

Speaking

- Expressing apology
- Expressing gratitude
- Asking and giving information

Reading

- Reading aloud a short text with good pronunciation, stress and intonation
- Identifying to the meaning of short descriptive texts

Writing

- Writing short descriptive texts

Listening

In this section, you will learn how to:

- listen to the gratitude expressions;
- listen to the apology expressions;
- listen to the someone gives information.

After learning the lesson in this section, you are expected to be able to:

- express the gratitude appropriately;
- express the apology appropriately;
- ask and give the information appropriately.

Practice 1

Respond to the following expressions.

1

Thank you.

2

I'm sorry.

Practice 2

Listen to your teacher and repeat.

1.



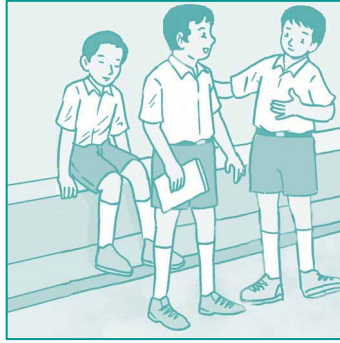
Mother : Rudi, can you help me with the groceries?

Rudi : Of course, Mom.

Mother : *Thank you*, Dear.

Rudi : You're welcome.

2.




Simon : Erik, can I borrow your book?

Erik : Sure, here it is.

Simon : *Thanks a lot.*

Erik : Don't mention it.

3.



Father : Leung Wei, did you break that glass?

Leung Wei : Yes, I did. *I am very sorry.*

Father : That's quite all right.

4.



Mother : Santo, have you bought me some sugar?

Santo : *I am sorry, Mom. I forgot.*

Mother : Never mind.

Note

The italicised sentences are responses to *gratitude and apology*.

Practice 3

Listen to the dialogues from the tape. Complete the dialogues while you are listening.

1. Father : Could you turn off the light, Edi?
Edi : Of course.
Father : _____.
Edi : _____.
2. Grandmother : Can you bring me a glass of water?
Sopie : Here it is.
Grandmother : _____, Dear.
Sopie : _____.
3. Kasih : Did you see my novel?
I lost it yesterday.
Mila : _____.
Kasih : _____.

Practice 4

Listen and repeat.

1

Where is my book?

It's on the table.

2

Do you know where the cat is?

It's under the chair.

Practice 5

Listen carefully.

1.



Father is on his way to a stall. A man comes to him. He wants to go to Mr Marwan's house. He doesn't know where it is.

The man : Excuse me. *Do you know where Mr Marwan's house is?*

Father : Of course. *It is in front of the fruit stall.*

The man : Oh, I see. Thank you.

Father : You're welcome.

2.



Wulan lost her pen and she asks Neta about it.

Wulan : *Do you know where my pen is?*

Neta : Which one?

Wulan : *The red one. The one I put on the table.*

Neta : No, I don't know where it is.

Note

The italicised sentences are the expressions for *asking and giving information*.

Practice 6

Work in pairs. Listen to the tape carefully and fill in the missing dialogues.



1. Mrs Sugawa : Okan, where are my shoes?
Okan : _____



2. Mr Felani : Dear, do you see my book?
Mrs Felani : _____




3. Lisa : Dion, where is Spot?
Dion : _____.



4. Fikar : Lola, where are you?
Lola : _____.



5. Eli : Do you see my brooch?
Aya : _____.



Source: Publisher's Documentation

6. Soleh : Anti, do you know where the pen is?
Anti : _____.

Speaking

In this section, you will learn how to:

- express apology;
- express gratitude;
- ask and give information.

After learning the lesson in this section, you are expected to be able to:

- express apology appropriately;
- express gratitude appropriately;
- ask and give information appropriately.

Practice 1

Say the expressions based on the responses.

1

You're welcome.

2

That's OK.

Practice 2

Practise the following dialogues.

1.



Diana forgets to feed her dog, Plecky. Her father is upset.

Diana : Dad, I'm sorry, I forgot to feed Plecky.

Father : What? How could you forget? Oh, OK
Never mind. But next time don't forget.

2.



Mother needs some sugar for the cake she is baking. She asks Daniel to go to market.

Mother : Daniel, I need some sugar for the cake and I'm too busy to go to market. Can you help me to buy it?

Daniel : Of course, Mom.

Mother : *Thank you.*

Daniel : My pleasure, Mom.

Speech Act

We use these expressions to express gratitude.

- Thank you.
- Thanks.
- Thank you very much.

We use these expressions to respond to gratitude.

- That's all right.
- My pleasure.
- You are welcome.
- No problem.
- Don't mention it.

We use these expressions to express apology.

- Sorry.
- I am very sorry.
- I apologise for
- Please excuse me.
- Please accept my apology.

We use these expressions to respond to apology.

- Never mind.
- That's all right.
- That's OK.
- Please don't be sorry.
- It doesn't matter.

Informal

Formal
(to older people
or a stranger)

Informal

Formal
(to older people
or a stranger)

We use these expressions to ask information

- Excuse me. What is your name?
- Can you tell me where you live?
- Can you help me find the laboratory?
- Sorry to trouble you, but do you know where Anisa is?
- Do you happen to know where the bank is?
- Could anyone tell me when the test is?

We use these expressions to give information

- My name is Edo.
- I live in Jalan Setiabudhi.
- Anisa is in the post office.
- Take your first right.
- Go straight up the street. It's on the left.
- The test is on June 11th, 2007.

Informal

Formal
(to older people
or a stranger)

Practice 3

Work in pairs. Ask for personal information and fill it in the blank spaces. You can ask for information about your friend.

- You : Good afternoon. I'm _____ (your name).
Are you _____. (your friend's name)?
- Your friend : Yes, please call me _____. (your friend's name)
- You : What's your full name?
Your friend : _____.
- You : Where were you born?
Your friend : _____.
- You : What do you want to be?
Your friend : _____.
- You : How do you spend your leisure time?
Your friend : _____.
- You : Are you interested in sport?
Your friend : _____.
- You : _____?
Your friend : _____.
- You : Thanks for your time.
Your friend : You're welcome. Bye.

Practice 4

In pairs, make short dialogues based on the situations given. Use expressions of gratitude and apology. Then practise them.

1. Karni wants to go to a movie this evening. She asks Ninik to accompany her.

2. Eva needs help to carry her bags. She asks Tedi to help her.
3. You cannot take your brother to the park.
4. You accidentally broke your father's smoking pipe.

UN Challenge

Fill in the blank with the suitable expression.

Edo : _____, Sir. I am late.

Teacher : That's all right. Go to your seat.

- a. Let me explain
- b. I'm sorry
- c. I'm happy
- d. Sorry to trouble you

Adapted from *Ujian Nasional Bahasa Inggris, 2002-2003*

Practice 5

Answer the questions orally.

1. What do you do when you lose your way?
2. What do you do when someone asks you the way to the post office?

Practice 6

Look at the picture. What do you think the dialogue that can happened between them? Write and practise it.



Source: *Publisher's Documentation*

Example

Yayan : Could you tell me where the station is, please?

Aiko : Yes, go straight and the station is first on the left.

Reading

In this section, you will learn how to:

- read aloud short descriptive text about things in your house and your school.


After learning the lesson in this section, you are expected to be able to:

- read aloud short descriptive text about things in your house and your school correctly.

Practice 1

Observe the picture and answer the questions that follow.

This is Mr Abdulrahman's house.



Log On

If you want to test your vocabulary of household objects through a quiz, check this page:
www.iteslj.org/v/ei/furniture.html

1. How many bedrooms are there?
2. Is the fountain behind Mr Abdulrahman's house?
3. Where is the location of Mr Abdulrahman's house?
4. Is it a big house?
5. Is it a two-storey house?

Practice 2

Your teacher will read aloud the following advertisement. Then you repeat after her/him. Pay attention to the pronunciation and punctuation.

New Horizon

Television is a widely used telecommunication medium for Broadcasting and receiving live, moving greyscale or color images with sound. The term may also be used to refer specifically to a television set, television program or television transmission.

Taken from: *en.wikipedia.org*

FOR SALE



Two storey house. It is located near Patrol highway, Jalan Sastrawan No. 3, Flores. The house consists of the following.

- A living room, a drawing room, a dining room, a study room, a kitchen, two bathrooms and a garage.
- Children's and nanny's bedrooms upstairs and a main bedroom downstairs.
- A sofa and some chairs in the drawing room.
- A refrigerator, an electric fan, and a television.
- Kitchen utensils, such as pots, pans, kettles, gas stoves and the kitchen sink.

It also has 3000 V power, telephone line, hotspot, and water heater. Serious buyer contacts Tia 987654.

Practice 3

Work in pairs. Read again the ad in Practice 2 then answer the following questions.

1. Could you mention the rooms in the house?
2. Where are the children's bedrooms?
3. Could you mention the things in the living room?
4. What is there in the drawing room?
5. Can you mention some kitchen utensils?


Pronounce It!

1. book : /bʊk/
2. broom : /bru:m/
3. backpack : /bækpæk/
4. clock : /klɒk/
5. cupboard : /kʌbəd/
6. door : /dɔ:(r)/

Practice 5

What are the names of the things in the picture?
Write them down in your exercise book.

1.



My parents like gardening. They are in the garden to take care of the plants.

In the garden, there are _____.

shears

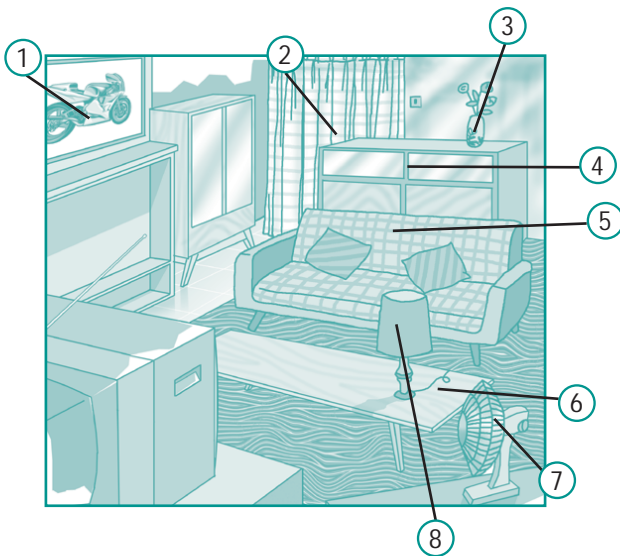
a wheelbarrow

a watering can

a sickle

a hoe

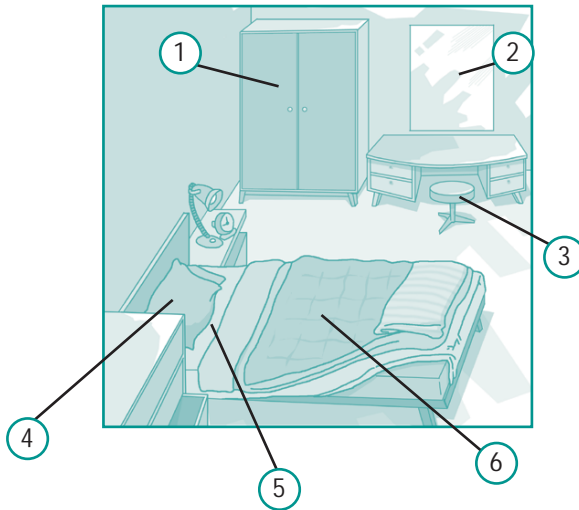
2.



This is our living room. We usually get together in this room. You can find these things in it. They are

- _____
- a sofa
- a book case
- a curtain
- an electric fan
- a lamp
- a table
- a vase
- a picture

3.



This room is my bedroom.

There are _____ in it.

- a sheet
- a stool
- a wardrobe
- a blanket
- a pillow
- a mirror

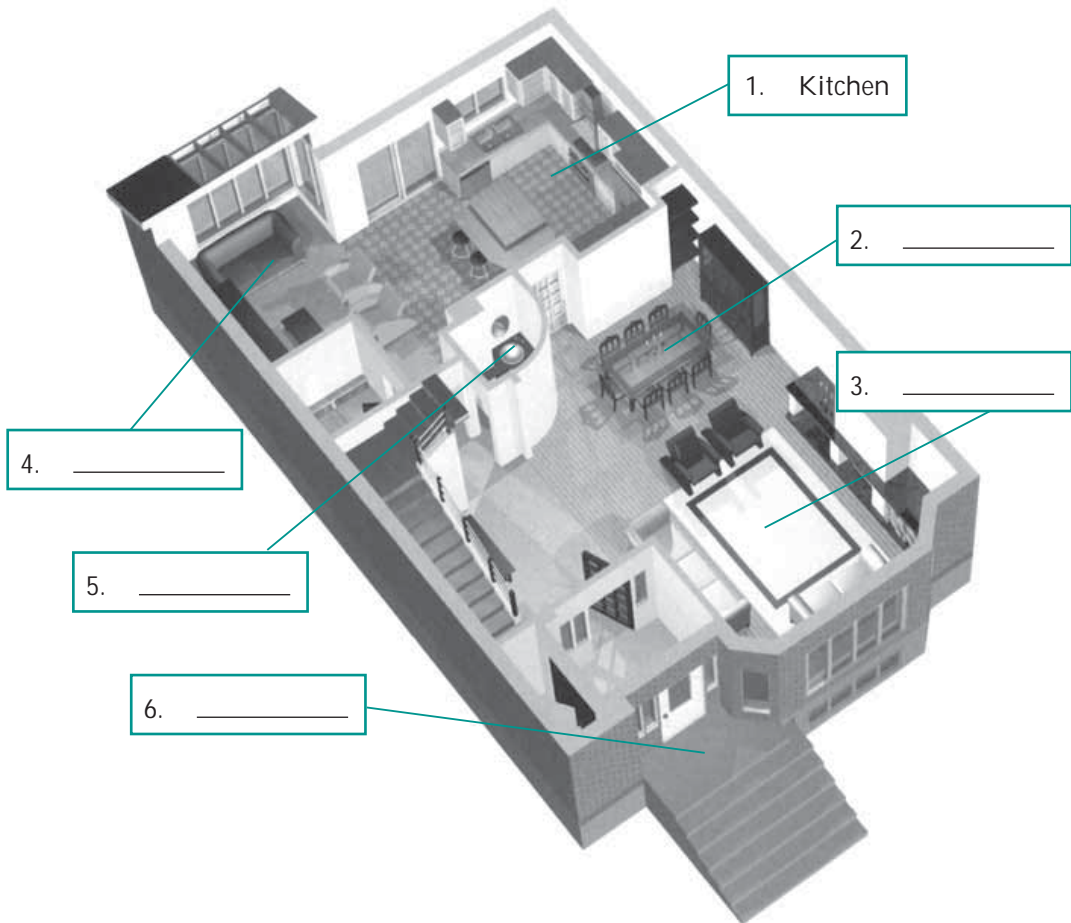
Practice 6

In pairs, choose a, b, c, or d for the correct answer.
Do it in your exercise book.

- There is a living room.
Living room means ____.
 - bathroom
 - waiting room
 - bedroom
 - sitting room
- There is a dining room.
Dining room means a room in which ____.
 - you keep money
 - you keep books
 - you eat meals
 - you keep clothes
- There is also a drawing room.
A drawing room means a room in which ____.
 - people keep pictures
 - people are painting
 - people are cooking
 - people receive guests
- The house has six bedrooms.
A bedroom is a room to ____.
 - play in
 - sleep in
 - read in
 - study in
- A big house usually has a study.
A study is a room in which a person ____.
 - plays in
 - writes a letter
 - listens to the radio
 - studies, reads, writes, etc.
- She is in the kitchen.
A kitchen is a room where a person ____.
 - eats
 - cooks
 - drinks
 - sleeps
- This house has two bathrooms.
A bathroom is a room where a person ____.
 - irons shirts
 - reads books
 - washes clothes
 - takes a bath
- The children's bedrooms are upstairs.
Upstairs means ____.
 - on a lower floor
 - on an upper floor
 - to the ground floor
 - on the ground floor
- There is a garage on the left side of the house.
A garage is a shed where ____.
 - a driver sleeps
 - cars are stored
 - cars are washed
 - household appliances are kept
- This room is for the guests.
A guest is a person who ____.
 - entertains
 - waits for someone
 - visits somebody else
 - sits next to somebody

Enrich Your Knowledge

Write the parts of the house.



Taken from: *Kamus Visual*, 2007

Follow-up Activity

Draw a map of your house. Use an HVS paper and a pencil. Draw some tiny pictures of the furniture to make your map more decorative. Color your map with crayons. Then, name each room of your house. So you can closely recognise every detail of your house.

Writing

In this section, you will learn how to:

- write simple descriptive texts about things around you.

After learning the lesson in this section, you are expected to be able to:

- write simple descriptive texts about things around you correctly.



Practice 1

Answer these questions orally.

1. What are in your bedroom?
2. What are in your kitchen?
3. Can you mention the things in your living room?
4. Can you mention the things in your bathroom?

Practice 2

Observe the following pictures. Then, work in pairs to list the things in pictures 1 and 2.



Practice 3

List the things in your bedroom and your kitchen. Compare your work with your friend's.

Practice 4

Now, make a paragraph consists list of things in your bedroom or in your kitchen.

Begin your paragraph with *In my bedroom, there are*

Grammar Stage

Study these sentences.


- There is a teacher and there is a student in the staff room.
- There are three books on the table.
- There is a vase on the table.

Singular nouns follow there is;

plural nouns follow there are;

digunakan sebagai kata petunjuk.

- Examples:
1. There is a cat in the kitchen.
 2. There are many cats in the park.
 3. There is some water in the glass.



Practice 5

Complete the sentences with *there is* or *there are*.

1. _____ a book on the desk.
2. _____ three boys sitting on the bench.
3. _____ an apple beside the cup.

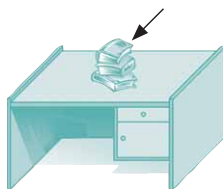
Practice 6

Complete the sentences with *is there* or *are there*.

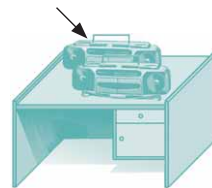
1. _____ any ink in the bottle?
2. _____ any bottles of syrup in the kitchen?
3. How many children _____ in your family?

Practice 7


Make sentences according to the pictures. Use *there is* or *there are*.



1. There _____.



2. There _____.



3. There _____
and _____.



4. There _____.

Learning Essential

- Language Function
 - ▶ Expressing gratitude
 - Thank you.
 - Thanks.
 - Thank you very much.
 - ▶ Expressing apology
 - I am sorry.
 - I am very sorry.
 - Please excuse me.
 - Please accept my apology.
 - ▶ Asking for information
 - Excuse me. What is your name?
 - Can you tell me where you live?
 - Can you help find the classroom?
 - ▶ Giving information
 - My name is Anisa.
 - I live on Jalan Setiabudhi.
- Grammar: There Is/There Are
Examples:
 - There is a book on the table.
 - There are many chickens in my yard.
 - There is some milk in the cup.

Learning Review

After studying all subjects in this chapter, answer the following questions.

1. What have you learnt in this chapter?
2. What do you say to express gratitude?
3. What do you say to apologise?
4. What do you say to ask a new student's name?
5. What do you say when your friend asks your address?

If you find some difficulties while answering the questions, you can learn the subjects once more or you may consult your teacher.

Chapter 3



Source: *Publisher's Documentation*

Let's Go to School

Materials You Are Going to Learn in This Chapter

Listening

- Listening to the command expressions
- Listening to the prohibition expressions

Speaking

- Expressing a command
- Expressing prohibition

Reading

- Reading aloud words, phrases and sentences with good pronunciation, stress and intonation

Writing

- Writing simple functional text in the form of short messages

Listening

In this section, you will learn how to:

- listen to the command expressions;
- listen to the prohibition expressions.

After learning the lesson in this section, you are expected to be able to:

- respond to the command expressions correctly;
- respond to the prohibition expressions correctly.

Practice 1

Listen and repeat.

1

Close the door.

2

Open the window, please.

Practice 2

Observe the following pictures.





Practice 3

Listen to your teacher. Do as she/he asks you to do.

1. Raise your hand, please.
2. Go to the blackboard.
3. Put the pencil in the pencil case.
4. Get me a broom, please.
5. Show me the picture.
6. Sit down.
7. Go to the door, please.
8. Touch the desk.
9. Wave your hand.
10. Look at your friend.

Pronounce It!

Kinds of Vowel

/ɪ/	/e/	/æ/
pit	pet	pat
bin	net	back
sit	get	sack

Practice 4

Listen to the tape about the following dialogue.

Airien and Adrian are going to a movie. It starts in a few minutes, and Airien is driving the car.

- Adrian : Hey, Airien, you are driving too fast!
 Airien : Well, we are in a hurry. The movie starts in a few minutes.
 Adrian : *Slow down, please!*
 Airien : Relax, I am a good driver.

Adrian : Good drivers don't speed the way you do.

Airien : Do not talk too much, do not worry, we are OK.

Adrian : Yes, but I am warning you, someday a cop is going to stop you.

Airien : OK, take it easy.

Suddenly there's a sirine sound

Adrian : Oopss, do you hear that?

Airien : Well...uh-hu.... What do you think of that sound?

Adrian : What do I think? Come on Airien...that's a police sirine, even a child knows!

Then, a police officer with his motorcycle gives a sign to Airien and Adrian to stop.

Airien : Oh, my God. Now, he is going to put me in a jail.

Police officer : Good afternoon, Miss. I believe that you're driving too fast. May I see your driving license, please?

Airien : Oh, yeah...I mean yes, certainly, Sir. All right, here you are.

After a while

Police officer : Since you bring your driving license and you're a student, I will just give you a warn to drive more careful. But, I have your name, address, and your car's number. So, I'll be watching you, OK? Be careful next time. Drive with more responsible.


Airien : Yes, yes, I will remember, Sir. Thank you very much.

Practice 5

Observe the following pictures and answer the questions orally.



Source: Publisher's Documentation




Source: Publisher's Documentation

Practice 6

1. What is happening in picture 1?
2. What is happening in picture 2?

Listen to the dialogues from the tape and fill in the blanks.

1.



Source: Publisher's Documentation

Teacher : Do you know what time it is?

Anwar : _____.

Teacher : Do you know the time of the class begins?

Anwar : _____.

Teacher : That means you are late. Next time, *don't be late*.

Anwar : Yes, Ma'am.

2.



Source: Publisher's Documentation

Police : Why do you put your child sits in front you? Do you know that it can be dangerous? And you also don't wear a helmet to your child?

Mr Kemas : I'm sorry, Sir, I must drop my children at school. He is already late.

Police : _____, you've broken the law. *Don't break the rules anymore*.

Mr Kemas : _____. Thank you.

Police : Next time use a helmet and your child must sit at the back. Don't put your family in danger.


3.



Source: *Publisher's Documentation*

Teacher : Hey, Andi. Are you sleeping?
Andi : Oh...mmm...sorry, Ma'am.
Teacher : _____!
Andi : Yes Ma'am, _____.

4.



Source: *Publisher's Documentation*

Miss Dian : Rino _____?
Rino : I'm typing on the computer, Miss. Is there a problem?
Miss Dian : Yes, the computer will be repaired because it is full of viruses.
Rino : _____.
Miss Dian : *Don't use that computer.*

Speech Act

Examples of command and prohibition expressions

Giving a command

- Put the report on my desk
- Bring the books.
- Open the door.
- Close the door, please.
- Could you please give me the report?
- Come here, please.

Informal (older people to younger people)

Formal (younger people to older people or to a stranger)

Expressing prohibition

Informal (older people to younger people)

Formal (younger people to older people or to a stranger)

- Don't come late.
- Don't be lazy.
- Don't use those shoes.
- Sir?Ma'am, please don't bring any animals.
- Sir?Ma'am, could you please don't enter that room?
- I'm really sorry, but don't step on the grass.

Follow-up Activity

Everyone's house has rules. Your parents must apply some rules that you have to obey. List the rules on a piece of paper. You have to put them in English. Give the paper to your teacher to be signed. Then, stick your signed must-do-list to your bedroom wall.

Speaking

In this section, you will learn how to:

- express a command;
- express prohibition.

After learning the lesson in this section, you are expected to be able to:

- express a command appropriately;
- express prohibition appropriately.

Practice


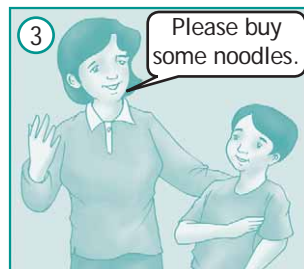
1

Answer the following questions orally.

1. Did you ever ask someone to do something for you?
2. What were their response?
3. What about you? Did you ever ask by someone to do something for her/him?
4. What were you response?

Practice 2


In pairs, take turns with your friend to practise the following dialogue.



Practice 3

Look at the following pictures. Describe them to the class like the example in Practice 2.

1.



2.



3.



Practice 4

Answer the following questions orally.

1. Have you ever prohibited someone from doing something?
2. What were their responses?

Practice 5

Read and practise the following dialogues.

1.



Source: *Publisher's Documentation*

- Security : Sorry Sir, don't bring any animals to the hospital.
- Mr Pinem : *Why not?*
- Security : It is dangerous for the people around here, especially for the patients.
- Mr Pinem : *Oh... OK. No problem.*
- Security : Thank you, Sir.

2.



Source: *Publisher's Documentation*

Mira : Hi... Rani, what's the matter?
 Rani : Hi... Mira, I have a problem with the book.
 Mira : What is that?
 Rani : Is this the book recommended by the teacher?
 Mira : Oh..that's not the book, don't use that book.
 Rani : *Oh..OK, thank you for the information.*

Practice 6

Complete and practise the following dialogues.

1. *Mr Gusnaldi wants to fax some documents, but he doesn't know that the fax is out of order.*

Thalita : Good afternoon, Sir. By the way, what will you do with all those documents?

Mr Gusnaldi : Good afternoon. Oh, I will send those documents to Pekanbaru using this fax.

Thalita : Oh, please _____, Sir. The fax is out of order. You can use fax at front office desk in second storey.

Mr Gusnaldi : Oh, I see. _____, Thalita.

2. Yuni : Hello, Septi. Where are you going?
 Septi : Hello, Yuni. Oh, I will go to the toilet
 Yuni : Oh, don't use the toilet near the yard, OK?
 Septi : _____?
 Yuni : Because it's under construction.
 Septi : Oh, I see. _____, Yuni.

Practice 7

Make some dialogues based on the following situations. Then, practise them.

1. You prohibit your mother to enter garage because the door is under construction. Then, your mother says thanks to you.
2. Your father prohibit you to go to Bidadari Island because the high tide. Then, you thank him.
3. Riska your best friend prohibit you to ride your bicycle because the road is slippery. then, You say thanks to her.
4. Deden prohibits Alam to cheat in the exam because it's a bad action.

UN Challenge

Fill in the blank with the suitable expression.

Teacher : All right, students. Let's start the quiz.

Students : Excuse me, Sir. Can we open our books?

Teacher : No! _____ Are you ready?

Students : Yes, Sir.

- a. Come to me! c. Close your book!
b. Explain to me! d. Open your book!

Adapted from *Ujian Nasional Bahasa Inggris, 2002-2003*

Grammar Stage

Verb -ing Affirmative

I	am	reading a newspaper.
You We They	are	playing video game. studying English. swimming.
He She The boy	is	writing.

Negative

I	am	not	reading a newspaper.
You We They	are		playing video game. studying English. swimming.
He She The boy	is		writing.

Questions

Am	I	reading a newspaper?	Yes,	I	am.	No,	I	'm not
Are	we they you	playing video game?		we they you	are.		we they you	aren't.
Is	he she	swimming? writing?		he she	isn't.		he she	isn't.

Reading

In this section, you will learn how to:

- read aloud short descriptive texts;
- read aloud a short functional text in the form of restaurant's ad and menu.

After learning the lesson in this section, you are expected to be able to:

- get the meaning from short descriptive texts;
- read aloud a short functional text in the form of restaurant's ad and menu appropriately.

Practice 1

Read aloud the following text carefully.

New

Horizon

In ancient Greece, only the sons of citizens could attend school, and most of the people in ancient Greece were not citizens.

Taken from: *The World Book Student Discovery Encyclopedia*, 2006



Anto is a junior high school student. He goes to SMP 6. Everyday, he goes to school on foot.

Anto likes reading books and he goes swimming every week. He never comes late to school. He always respects and obeys his parents and teacher.

Practice 2

In pairs, answer the following questions.

1. Who is Anto?
2. Where is he studying?
3. How does he go to school?
4. Does he like swimming?
5. Does he like coming late to school?
6. What about his attitude to his parents and teacher?

Practice 3

Read and study the following advertisements.

Yummy Restaurant

Opens for lunch and dinner.
Specialities in *Pongteh* (chicken), *kuah lada* (fish), *chap chai* (vegetable).
Get twenty percent discount!

Delicious Restaurant

Opens for breakfast and lunch.
Specialities in sandwiches, chicken chop, fish and chips, and lamb chop.
Get fifteen percent discount!

Practice 4

Work in pairs. Fill in the blanks to help you choose the restaurant and give your reasons.

Place : _____
Specialities : _____
Discount : Twenty percent

Place : Delicious Restaurant
Specialities : Chicken chop, fish and lamb chop
Discount : _____

Practice 5

Your teacher will read the following text. Pay attention to her/his pronunciation and punctuation.

Dream Food Restaurant

There is a new restaurant near my house in Jalan H. Ari No. 2. The restaurant is big and cozy. It has large parking and plenty of flower plants. Dream Food restaurant provides Japanese and Indonesian food. You should try its oxtail soup and dorayaki cake, the taste are so delicious. It also gives discount for student, just show your students' ID when you pay at the cashier.

Practice 6

Fill in the following table with some facts from the text.

Dream Food's Specialities Menu	Dream Food's Description	Dream Food's Location
_____	large parking	_____
_____	_____	_____
_____	_____	_____

Practice

7

Choose a, b or c for the right answer.

1. What is Dream Food?
 - a. Favourite food.
 - b. Restaurant.
 - c. A place near writer's house.
2. How does Dream Food look like?
 - a. It's large and comfortable.
 - b. It's nice but small.
 - c. It's far and cozy.
3. What kind of restaurant you think it is?
 - a. Teenager restaurant.
 - b. Family restaurant.
 - c. Kids restaurant.
4. What is the speciality menu there?
 - a. Soup.
 - b. Cake.
 - c. Oxtail soup.
5. What is the advantage by eating there?
 - a. Get a big discount.
 - b. Get promo price.
 - c. Get students' discount.

Practice

8

Discuss and answer the following questions.

1. What do you think of Dream Food restaurant? Explain your answer.
2. Can you give your opinion about some conditions of a restaurant should be?

Enrich Your Knowledge

Days of the week

Sunday, Monday, Tuesday,
Wednesday, Thursday,
Friday, Saturday

For the years we usually say

1980 : nineteen eighty
2005 : two thousand and five
2015 : two thousand and fifteen

Months of the year

1. January	4. April	7. July	10. October
2. February	5. May	8. August	11. November
3. March	6. June	9. September	12. December

Note

For the date we usually write and say (in British English)
1st March, 1999.

We read : the first of March nineteen ninety-nine.

Or : March 1st, 1999.

We read : March the first, nineteen ninety-nine.

Now, do the exercise following the examples.

Examples:

- a. What day is today?
Today is Monday.
 - b. What day is tomorrow?
Tomorrow is Tuesday.
 - c. What is the day after Tuesday?
After Tuesday is Wednesday.
1. What day is today?
 2. What day is tomorrow?
 3. What is the day after Thursday?

Say it like the example.

Example:

2000 = two thousand

1. 2004
2. 1999
3. 2003

Do it like the examples.

Examples:

- a. What month is it now?
Now it is October.
 - b. What is the month before October?
Before October is September.
1. What month is it now?
 2. What is the month after January?
 3. What is the month before August?
-

Writing

In this section, you will learn how to:

- write short functional text in the form of messages and announcements;
- get the meaning of short functional text in the form messages and announcements.

After learning the lesson in this section, you are expected to be able to:

- write short functional text in the form of messages and announcements appropriately;
- write simple functional text for a puzzle appropriately.

Practice 1

1

Answer the following questions orally.

1. Have you ever read a message or an announcement?
2. Where was it?
3. What did it say?

Practice 2

2

Read the following message.

Mega writes a message to her friend, Samson. She wants to meet him at the library at 3:30 p.m. She says she'll be waiting at the main entrance.

Dear Samson,
Please meet me at the library at 3:30 p.m. I'll be waiting at the main entrance.

See you later

Mega

Mega

Practice 3

3

In pairs, complete each message below. The clues will guide you.

1. Write a note to your father. Ask him to pick you up at school at 3:00 p.m. Tell him that you will be waiting at the gate.

Dad,
... at 3 : 00 pm. I'll be
...

2. Leave a note for your friend, Dinda. Tell her that you are sorry. You will not be able to meet her on Friday. Ask her to call you later.

Dinda,
I'm ..., I can't Just call

3. Write a note to your sister, Lisa. Tell her that you have to go early. Ask her to come to school.

Lisa,
I have ..., just

4. Write an announcement. The school board is going to have a meeting on Thursday, 10th March, 2005 at 10 o'clock. School will be over at 9:30.

There will be a
On ... at
The school

Practice 4

Write your own messages and announcements.

Fill in the crossword puzzle.

1 C				S	R				
				2 C					E
		3 B		H					D
				4	O				Y
				5	O				E
				6	L				R
7 B				G					
				8 B	A				
									L
9 W				R					
				10 B	D				
				11	E	G			
				12	N			L	P

1. You study in the _____.
2. He drinks _____ every morning.
3. My garden is _____ my house.
4. How much _____ do you have?
5. My _____ is near the river.
6. My favourite _____ is a rose.
7. We can cross the river through the _____.
8. Susi is a _____ girl.
9. Pour the _____ into a glass.
10. A parrot is a kind of _____.
11. The synonym of start is _____.
12. This letter needs an _____.

Learning Essential

- Language Function
 - ▶ Giving Commands
 - Close the door.
 - Open the book, please.
 - ▶ Expressing prohibition
 - Don't come late.
 - Don't be lazy.
- Grammar : Verb -ing
Example :
 - I am *reading* a newspaper.
 - They are not *studying* English.
 - Are you playing a video game?

Learning Review

After studying all subjects in this chapter, answer the following questions.

1. What have you learnt in this chapter?
2. What do you say to tell your friend to close the door?
3. What do you say to tell your friend not to come late?

If you find some difficulties while answering the questions, you can learn the subjects once more or you may consult your teacher.

Chapter 4



Source: Publisher's Documentation

What Should I Buy?

Materials You Are Going to Learn in This Chapter

Listening

- Listening to the politeness expressions
- Listening to the short functional texts in the form of advertisement

Speaking

- Expressing politeness
- Expressing the meaning of short functional texts in the form of advertisement

Reading

- Reading aloud descriptive texts with correct pronunciation, stress and intonation
- Identify the meaning of short functional texts in the form of advertisement

Writing

- Writing descriptive texts
- Writing short functional texts in the form of advertisement

Listening

In this section, you will learn how to:

- listen to the expressions of politeness;
- listen to the meaning of oral short functional texts about advertisement.

After learning the lesson in this section, you are expected to be able to:

- respond to the expressions of politeness properly;
- respond to the meaning of oral short functional texts advertisement appropriately.

Practice 1

Answer the following questions.

1. Have you ever bought something?
2. Where do you usually go shopping?
3. What items do you usually buy?

Practice 2

Listen to the tape and complete the following dialogue.

Ms Wati : _____.

Assistant : Yes, Miss. Can I help you?

Ms Wati : Yes, I'm looking for a sweater?

Assistant : We've got some sweaters over here. What colour are you looking for?

Ms Wati : This blue one is nice.

Assistant : _____?

Ms Wati : I said this blue one is nice.

Assistant : Yes it is. Is it for yourself?

Ms Wati : Yes it is. Can I try it on, _____?

Assistant : Yes, certainly, Miss.

Ms Wati : No, it's too small. It doesn't fit me. Have you got one in a bigger size?

Assistant : No, I'm afraid not. What about the yellow one?

Ms Wati : No, I don't like the colour. Yellow doesn't suit me. OK, I'll leave it. _____.

Assistant : _____.

Practice 3

Listen to the tape again and discuss with your partner what the dialogue is about.

Practice 4

Listen to your teacher reading the following advertisements.

Shirt A

- Short sleeves
- Colors : blue with white flowers, red with purple flowers.
- With two pockets
- Fabric : cotton
- Price : thirty thousands rupiah.



Shirt B

- Long sleeves
- Colors : dark blue, green, pink, yellow.
- With one pocket.
- Fabric : silk
- Price : fifty thousands rupiah.



Practice 5

Listen to the tape then fill in the blanks with suitable words.

Selvi : Which one should ¹_____?

Rina : Well, the short ²_____ shirt looks quite ³_____. The long-sleeved shirt makes you look more mature.

Selvi : Both of them are very nice.

Rina : The long-sleeved shirt comes in ⁴_____ different ⁵_____ to choose.

Selvi : But it's far more ⁶_____ than the flowery shirt.

Rina : That's because it is made of silk.

Selvi : I will think about it before I buy it.

Rina : OK.

Practice 6

Fill in the blanks to help Selvi choose her new shirt based on Practice 4.

New Horizon

A supermarket covers a broad variety of products. They may or may not be organized as carefully as a departmental store, as the products may range from groceries to automobiles. The displays are usually more point-of-sale centered, which means products are usually placed on the basis of demand.

Source: answers.yahoo.com



Shirt A

Sleeves : short
 Colours : _____
 Pockets : two
 Fabric : _____
 Price : _____



Shirt B

Sleeves : _____
 Colours : four
 Pockets : _____
 Fabric : silk
 Price : fifty thousands rupiah.

Practice 7

Listen to the tape carefully. Then, continue to write the following text.

I would buy a shirt with long sleeves because it will cover my arm from sunlight. The sleeves must have bright colour, such as yellow, orange or red. _____.

Pronounce It!

Kinds of Vowel

/ʌ/	/ɑ/	/ʊ/	/ə/
putt cut	pot cot	put look	another ocean

Speaking

In this section, you will learn how to:

- express politeness expressions;
- express short functional text in the form of ads orally.

After learning the lesson in this section, you are expected to be able to:

- express politeness expressions in a proper way;
- express short functional text in the form of ads correctly.

Practice 1

Practise the following expressions.

- *Excuse me*, can you tell me the way to the post office?
- Did I step on your toe? *Excuse me*.
- A : Is this your bag?
B : *Excuse me?*
A : I asked if this was your bag?

Practice 2

Work in pairs. Practise the dialogue.

Mrs Abbas : *Excuse me*, I'd like a box of chocolates for my friend.

Assistant : Yes, Madam. 500 grams?

Mrs Abbas : How much is that?

Assistant : Fifty thousand rupiah. These are good quality chocolates.

Mrs Abbas : OK. I'll have them.

Speech Act

Informal/ Formal (to older people or to a stranger-people)

Excuse me is a polite expression used:

1. to attract someone's attention:
Excuse me, can you tell me the way to the museum, please?
2. to tell someone that you are leaving a place:
Excuse me for a moment, Mr Astaman, but I have a lunch appointment in ten minutes
3. to say you are sorry when you hit someone accidentally, make a small mistake etc:
Oh, excuse me, did I spell your name wrong?

4. to ask someone to repeat something that they have just said:

A : *What time is it?*

B : *Excuse me?*

A : *I asked you what time it is.*

Dialogue 1

Riki : Is it your book?

Jamal : *Pardon?*

Riki : I said is it your book?

Dialogue 2

Riki : I think you're sitting on my jacket.

Jamal : *I do beg your pardon*, I didn't know that this was your seat.

Riki : That's all right.

People say *I beg your pardon* or *pardon* or *pardon me* as a very polite way of asking someone to repeat what she/he just said because you did not hear or understand it.

Formal (to older people or to a stranger)

Example: *Pardon, you have to talk louder, I can't hear you.*

The expressions are also used to say that you are sorry because you have just made a mistake.

Example: *I do beg your pardon, I thought you were someone else.*

Informal/ Formal (to older people, give polite stress or to a stranger)

You use *please*:

1. When you want to ask for something politely:
I'd like a cup of coffee, please.
2. When politely asking to do something:
Could I speak to Brian, please?
3. When you are politely accepting an offer:
More toast?
Yes, please.
4. When requesting information:
Please, Sir, how do you spell that?

Waitress : Good afternoon. Can I help you?

Riki : Good afternoon. Yes, I'd like fried chicken with fries and a coke, please.

Waitress : Would you like a regular or large coke?

Riki : Regular, please.

Waitress : Would you like anything else?

Riki : Yes, I'd like an ice cream, please.

Waitress : What flavour would you like?

Riki : Chocolate, please.







Waitress : OK.

Practice 3

Study the following menu. Say the menu in correct pronunciation.

GHAUS'S

FAST FOOD

	Burger	Rp25,000	
	French fries	Rp9,000	
	Steak	Rp30,000	
	Pizza	Rp30,000 small	
	Pizza	Rp50,000 large	
	Salad	Rp17,500	
	Pasta	Rp15,500	
	Lasagna	Rp14,000	
	Apple pie	Rp9,000	
	Ice cream	Rp8,000	
	Mousse	Rp10,500	
	Coke	Rp6,000 regular	
	Coke	Rp8,000 large	
	Coffee	Rp6,000	

Practice 4

Now look at the box. Mention which food and drink in the menu in Practice 3?

strawberry	french fries	burger
mousse	pasta	ice cream
kebab	juice	sandwich
salad	cheesecake	mayonnaise
pizza	coffee	apple pie
steak	coke	chocolate

Practice 5

Look at the food items in the box in Practice 4. Then complete the following dialogues.

- Mr Wardiman : Shinta, would you please buy me a _____?
Shinta : Certainly, Dad. Would you like an additional cheese to your cake?
Mr Wardiman : No, I wouldn't. Take the original one.
- Vita : I would like _____ with meat and vegetables topping.
Waiter : I beg you pardon, Miss?
Vita : I like meat and vegetables on the topping, please.
Waiter : Ahh, all right, Miss. Please wait for twenty minutes.
- Buyung : I like medium rare sirloin _____. It tastes so delicious.
Uni : I like mango _____. It's a healthy drink.

Practice 6

Work in pairs. Make and practise a dialogue about ordering food and drink at the Ghaus's Fast Food.

Reading

In this section, you will learn how to:

- read aloud an advertisement;
- identify meanings of an advertisement.

After learning the lesson in this section, you are expected to be able to:

- read aloud an advertisement correctly;
- understand meanings of an advertisement.

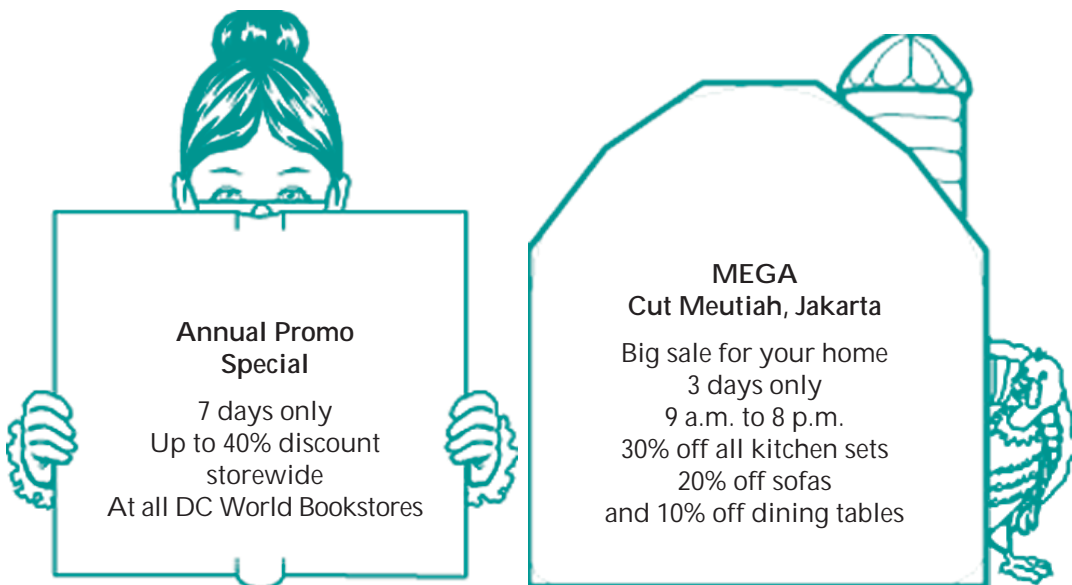
Practice 1

Answer the questions orally.

1. Have you ever read a shopping advertisement?
2. If you have, what information did you find?
3. Where do you usually find a shopping advertisement?

Practice 2

In pairs, decide whether the statements are true or false based on the advertisement.





RAINBOW
Department Store

Kid's clothing:
shoes, coats, jeans
sweaters, swimsuit

Electronic:
all stereos, TVs, and cameras

Furniture:
leather sofas,
dining tables,
chairs, and book cases.



1. DC World Bookstores sell men's and women's clothes.
2. Mega sells office equipment.
3. DC World Bookstores sale is for five days only.
4. Kitchen sets are on sale at Mega.
5. They often compete for money.
6. Rainbow Dept. Store has cameras for 30% off.
7. DC World Bookstore has books for 40% off.
8. Mega opens for 7 hours only.
9. Rainbow has leather sofas for 20% off.
10. Mega is located in Aceh.

Practice 3

Match the places in column A with the explanations in column B. Use your dictionary.

A	B
1. department store	a. sells flowers
2. grocery	b. sells meat, chicken and eggs
3. florist	c. sells medicines and toilet articles
4. greengrocery	d. sells fish
5. baker	e. sells clothes and other things
6. stationery	f. sells cars or motorcycles
7. drugstore	g. sells sugar, flour, canned foods, etc
8. fishmonger	h. sells bread, cakes, pies
9. butcher	i. sells things for writing
10. dealer	j. sells fruit and vegetables

UN Challenge

Look at the following table then answer the questions.

"KENCANA THEATRE"
Weekly Audience

Films	1	2	3	4	5	6	7
Die Hard	155	415	278	651	472	185	200
Rocky	262	400	160	115	215	200	100
Armageddon	400	450	650	580	700	100	115
Ghost	385	560	650	650	586	712	460

1. What is the most popular film?
 - a. Die Hard.
 - b. Rocky.
 - c. Armageddon.
 - d. Ghost.
2. When does the theatre get the most viewers?
 - a. The fifth day.
 - b. The fourth day.
 - c. The third day.
 - d. The first day.

Adapted from Ujian Nasional Bahasa Inggris, 2002-2003

Writing

In this section, you will learn how to:

- write descriptive texts;
- write short functional texts in the form of advertisement.

After learning the lesson in this section, you are expected to be able to:

- write descriptive texts appropriately;
- write short functional texts in the form of advertisement appropriately.

Practice 1

Answer these questions orally.

1. Do you like to go to traditional markets?
2. What do you buy there?
3. Do you always bargain?
4. Do you like to buy red apples or green apples?

Practice 2

Log On

At your age, body needs nutrition to grow strongly. To find out more about nutrition food, check this website: www.nutritionexploration.org/kids/nutrition-pyramid.asp

Study the dialogue.



Source: www.maxpezzalinetwork

- Mr Imron : How much is a kilogramme of apples?
 Seller : Which kind, Sir?
 Mr Imron : These red ones.
 Seller : It's Rp15,000.
 Mr Imron : Oh, ... it's too expensive.
 Seller : No, Sir. These are very good apples.
 Mr Imron : I see. But can I have them for Rp12,000?
 Seller : Sorry, Sir. The price is fixed.
 Mr Imron : Well ... OK then, give me two kilogrammes, please.

Note

Asking the price

How much does	one kilogramme of apple a bunch of banana	cost?
How much is	a loaf of bread?	

It costs	Rp5,000 Rp3,000
It is	Rp1,000

Bargaining

Can I have	it them	for Rp4,000?
------------	------------	--------------

Sorry, the price is fixed.

Practice 3

Study the following word and the example.

- cost (v) 1. *membutuhkan biaya.*
(n) 2. *harga.*

Example:

How much does it cost? (*Berapa harganya?*)

Menanyakan harga yang barangnya belum dibeli.

How much did it cost? (*Berapa harganya?*) Menanyakan harga yang barangnya telah dibeli.

Practice 4

In pairs, complete these dialogues. Do this in your exercise book.

1.



A : How much is a kg of apples?

B : It's Rp15,000.

A : Can I have it for Rp14,000?

B : Sorry, the price is fixed.

2.



A : How much is a tin of milk?

B : It's _____.

A : _____?

B : Sorry, _____.

3.



A : _____?

B : _____?

A : _____?

B : _____?

Practice 5

Arrange the following sentences into a good paragraph.

1. But, her neighbour bought the same item in supermarket for Rp14,000..
2. Sometimes she gets very lower price.
3. Mrs Kusuma goes to traditional market everyday.
4. As an example, She bought a kilogramme of egg in trditional market for Rp12,000.
5. She finds that traditional market costs more cheaper than a supermarket.
6. She likes to go to traditional market because she can bargain the price.

Practice 6

Read the following text and answer the questions that follow.

THE MIGHTY SALE
25 JULY - 8 AUGUST 2000
FANTASTIC BARGAINS. ALL ITEMS 20% TO 70% DISCOUNTS!

KITCHEN UTENSILS
30% off all items

- Stainless steel pots
- Frying pans
- Woks



MORE VALUE FOR YOUR MONEY!
T-shirt and jeans
All the brands are available
Buy one get one FREE!



READING MATERIALS
20% off all items

- Educational books
- Magazines
- Novels
- Encyclopaedia



**FREE! ALARM
CLOCK FOR
PURCHASES
ABOVE Rp500,000**

Source: UPSR, 2001

1. The Mighty Sale will go on for _____.
2. The other items you can find in kitchen utensils are _____.
3. The company that is holding the Mighty Sale hopes to attract customers by _____.
4. Rika spent Rp30,000 at the sale. She will get _____.
5. You can probably find this advertisement in a _____.

Practice 7

Match the words in column A with their meanings in column B. Use your dictionary to help you.

A	B
1. cafe	a. a room for washing the hands and face
2. aquarium	b. a place where people may get food and drinks
3. bakery	c. a shopping centre
4. factory	d. a place where fish are kept
5. basin	e. a place for laundring clothes, etc
6. laundry	f. a place where bread and cakes are made

- 7. lavatory
- 8. park
- 9. restaurant
- 10. warehouse

- g. a place where goods are stored
- h. a place where clothes are washed and ironed
- i. a place where things are made
- j. a place where works of art are shown

Practice 8



Source: www.recipestips.com

Write the dialogues based on the pictures and follow the example below. Do this in your exercise book.

Example:

A Lie : I'm going to the supermarket. Can I get anything for you?

Yuni : Yes, I need some *bread*.

A Lie : How many *loaves of bread* do you need?

Yuni : Just one *loaf*, please.

a bar of

an ounce of

a bottle of

a pack of

1.



A : _____?

B : _____.

A : _____?

B : _____.

2.



A : _____?

B : _____.

A : _____?

B : _____.

3.



A : _____?

B : _____.

A : _____?

B : _____.

4.



A : _____?

B : _____.

A : _____?

B : _____.

Practice 9

Complete the sentences with the phrases taken from the box.

a loaf of

a bottle of

a sack of

a jar of

a cup of

a cone of

a bowl of

a ream of

a teaspoonful of

a can of

1. I'll buy _____ bread.
2. Do you want to buy _____ butter?
3. She has got _____ jam.
4. He has _____ porridge for breakfast.
5. There is _____ syrup on the table.
6. Do you need _____ tea?
7. The students like to buy _____ ice-cream during the lunch break.
8. My uncle is going to buy _____ paper.
9. He is carrying _____ rice.
10. The doctor advises the child to drink _____ cough syrup three times a day.

Practice 10

Study the following advertisement.



Practice 11

Complete the following paragraph based on the advertisement.

Raina wants to buy her sister a new shoes and dress. She heard that at the _____, there is an _____ sale. So, she is going to use this opportunity. Furthermore, she heard that the discount is big. Fashion up _____, shoes _____, bags _____. She plans to go there at 4 p.m. She takes easy because the place is not too far and it opens from _____ to _____.

Practice 12

Answer the following questions based on the advertisement.

Boogey Pet Shop
Jl. Sultan Agung, Jakarta
Get your pet number 1 food there
We also provide:

- Cat food
- Dog food
- Bird food
- Fish food

Need Persians, Siameese, Dalmatians, Labradors, Louhans and Pigeons?
Come to our shop and take them home!
Reasonable price,
open daily 9 A.M. to 5 P.M.

1. What can you buy from the Boogey pet Shop?
2. Are they selling pet food? Give your reason.
3. Can we buy cat or bird there? Why?
4. What is the meaning by "reasonable price"?

Practice 13

Complete the following advertisement with your own words.

NEW **Grand Prix Trainers**



Run faster than a cheetah with these fantastic new Grand Prix Trainers! Why walk to school when you can run like the wind? You will never be late again.

Super fast Grand Prix Trainers are made of _____

“Now I’ve got Grand Prix trainers, I can spend an extra hour in bed every morning.”
Harriet, Devon.

“I won all the races at school sports day when I wore my Grand Prix trainers.”
Vicky, London.

Source: *Brainwaves*, 1999

Practice 14

In pairs, make an advertisement to attract the tourists to visit your province. An example is given below.

COME TO INDONESIA!

Here are just a few of the amazing places that you can visit...



Source: www.kuta-lombok.net

Feel the warmth of the sun in your skin, push your adrenaline into the peak of the blue wave, and taste our fresh sea food under the waving coconut trees...

Feel the breeze of mountain wind, enjoy the night falls with the trace of sunset, see uniqueness of Tengger Tribes...



Source: privatebrian.files.wordpress.com




Source: www.fao.org

Have you ever seen an elephant's painting? How about watching elephant's dancing? Also enjoy the wildlife...

Practice 15

Fill in the crossword by completing the following sentences below. Do this in your exercise book.

1. You _____ Rp20,000 a day.
2. A _____ is someone who buys.
3. The synonym of trip is not _____ but journey.
4. Talking about prices is _____.
5. A person who receives and pays out money in a shop is _____.
6. The synonym of long pants is _____.
7. What _____ is it? It's two o'clock.
8. The day before today is _____.
9. _____ you for your coming.
10. Rini's _____ is blue.



Source: UPSR, 2001

Grammar Stage

Study the following sentences.

1. The school building is big.
2. The girl is beautiful.
3. The leaf is green.
4. The sky is blue.
5. The cat is cute.

Look at the following sentences.

1. The flower is red.
We can also say: It is a red flower.
2. The leaf is green.
We can also say: It is a green leaf.

Now, do as the example.

Example:

- Mrs Ana : Look at the table Anto!
Anto : (+) Yes, mother. It is a round table.
Beno : I think this car is expensive.
Luna : (-) No. This is not an expensive car.
1. Nabila : My dress is pink. Is it beautiful?
Rido : (+) Yes. _____.
 2. Andre : Hey, this book is thick.
Kemala : (-) No. _____.
 3. Sita : My ruler is long.
Tio : (-) No. _____.
 4. Andika : This bag is brown.
Vita : (+) Yes. _____.

Write short dialogues based on the words given. Follow the example. Then practise the dialogues in front of the class.

Example:

1. cat/big/Miss Ela
Neta : Whose cat is that?
Devi : Which one?
Neta : The big one.
Devi : Oh, that's Miss Ela's.
2. dog/little/Suzana
3. coat/red/Danu
4. hat/brown/Anwar
5. book/yellow/Dicky

Follow-up Activity

Where can you find English words? At home? At school? At the shops? In the town? Collect all the English words you see. Collect some pictures with the words. Tell the class your ideas.

Learning Essential

- Language Function
 - ▶ Expressing politeness
 - Excuse me, can you tell me the way to the post office?
 - Pardon?
 - Sit down, please.
- Grammar : Adjectives
Example :
 - That is an *expensive* car.
 - This is a *thick* book.
 - My cat has a *white* tail.
 - My bag is *brown*.
 - My father's shirt is *blue*.

Learning Review

After studying all subjects in this chapter, answer the following questions.

1. What have you learnt in this chapter?
2. When do you say 'Excuse me'?
3. When do you say 'Pardon'?
4. When do you say 'Please'?

If you find some difficulties while answering the questions, you can learn the subjects once more or you may consult your teacher.

Exercise of Chapters 1-4

Choose either a, b, c, or d for the correct answer. Questions 1-3 are based on the dialogue.

Deni is a new student. He meets Hari in the canteen.

Deni : Hi, my name is Deni. What is your name?

Hari : Hi, my name is Hari. Are you a new student?

Deni : Yes, I am. I'm in 1C, and you?

Hari : Me, too. Then we are classmates.


- Deni is _____.
 - a new teacher
 - a new student
 - a teacher
 - a librarian
- Deni meets Hari in _____.
 - the classroom
 - the library
 - the yard
 - the canteen
- Are they classmates?
 - Yes, they are.
 - No, they are not.
 - Yes, they are not.
 - No, they are.
- Sigit : I have to go now. Nice to meet you, Sri.
Sri : _____, Sigit.
 - Bye
 - How do you do?
 - Nice to meet you, too
 - Pleased to meet you
- Nicky : I'm going to sleep now.
Stuart : OK. _____.
 - Good night
 - Goodbye
 - Bye
 - Good evening
- It _____ a fish.
 - is
 - am
 - are
 - go
- The boys _____ reading.
 - is
 - am
 - are
 - sit
- Something you can find in your classroom is a _____.
 - radio
 - pillow
 - stove
 - blackboard
- _____ is sitting on a beach.
 - A man
 - A men
 - Man
 - Men
- The woman is a teacher. The plural form of the sentence is _____.
 - the woman are teachers
 - the woman is a teacher
 - the women are teachers
 - the women are teacher
- I don't have _____ sugar.
 - some
 - any
 - and
 - the
- Is there _____ book in your bag?
 - some
 - and
 - but
 - a
- Do you have _____ coffee?
 - some
 - any
 - and
 - the
- Look at the pictures.



The appropriate command expression is _____.

- a. Open the door, please
- b. Close the window, please
- c. Close the book, please
- d. Open the book, please

15. Look at the pictures.



The appropriate command expression is.

- a. Stand up, please.
- b. Raise your hand, please.
- c. Wave your hand, please.
- d. Sit down, please.

16. Rima : I want to go to the library.

Anto : _____.

Rima : Why?

Anto : The library is closed until Saturday

- a. Stand up, please
- b. Dont go there
- c. Sit down
- d. Don't smoke

17. Look at the picture.



What are they doing?

- a. They are talking.
- b. They are smiling.
- c. They are laughing.
- d. They are crying.

18. Look at the picture.



What is she doing?

- a. She is sleeping.
- b. She is lying.
- c. She is cooking.
- d. She is closing.

19. Fitra : What is Eka doing?

Linda : He (study) English.

- a. He studying English.
- b. He studies English.
- c. He is studying English.
- d. He study English.

20. Wulan : What is Susan doing?

Citra : She (cook) fried rice.

- a. She is cooking fried rice
- b. She cooks fried rice
- c. She cooking fried rice
- d. She is cooks fried rice

21. _____ Betty working in the post office?

- a. Is
- b. Am
- c. Are
- d. Do

22. _____ you coming here?

- a. Is
- b. Am
- c. Are
- d. Do

23. Rima : Thank you for your attention.

Anto : _____.

- a. You are welcome
- b. I am very sorry
- c. Please excuse me
- d. Thanks

24. Ranti : I'm sorry, I broke your ruler.

Angga : _____.

- a. Thank you
- b. Never mind
- c. Please excuse me
- d. You are welcome

25. Rono : I apologise for my mistake.
Ami : _____.
- Thank you
 - My pleasure
 - It doesn't matter
 - You are welcome
26. Riri : Mam, I'm sorry, I forgot to buy 1 kg of sugar as you requested.
Mother : What? How could you forget? Oh, OK _____.
- you're welcome
 - thank you
 - my pleasure
 - never mind
27. _____ a book on the desk.
- There are
 - There is
 - These are
 - Those are
28. _____ any ink in the bottle?
- There is
 - There are
 - Is there
 - Are there
29. How many children _____ in your family?
- there is
 - are there
 - is there
 - there are
30. _____ three girls waiting for the bus.
- There is
 - Is there
 - Are there
 - There are
31. Santi : Could you pass me the sugar, please?
Liya : _____.
- Thank you
 - Here you are
 - Yes, I am
 - No, thank you
32. Linda : Can you show me where the library is?
Nina : _____ . It's near the lab.
- Sorry
 - You know
 - Sure
 - I don't think so
33. Teacher : Rika, close the door, please.
Rika : _____.
- Thank you
 - Yes, Ma'am
 - No problem
 - Never mind
34. Sinta : Watching the midnight movie is fun.
Eka : No, _____.
- I don't think so
 - I disagree with you
 - thanks
 - sure
35. It is a _____ painting.
- beautiful
 - beautifully
 - cruel
 - unusual
36. The rose smells _____.
- good
 - delicious
 - naughty
 - neat
37. She is a nice little _____.
- girl
 - table
 - pen
 - house
38. The soup tastes _____.
- beautiful
 - delicious
 - ugly
 - kind
39. Irwan : Thank you for coming.
Anto : _____.
- Sorry
 - No problem
 - I don't know
 - Sure
40. Sigit : I'm sorry for not calling you.
Sri : _____.
- That's OK
 - Any time
 - You're welcome
 - Sure

Put the words in the right order.

1. (had/wonderful/a/I/holiday)
_____.
2. (today/is/the weather/nice) _____.

Change the sentences into plural forms.

3. The girl is buying a book.

4. The cat is sleeping under the table.

5. The woman is reading a magazine.

6. The man is cleaning a car.

Use the words given to make sentences using verb -ing.

7. I / draw / a picture. (+)
8. She / clean / the house. (+)
9. Your brother / not read / a book. (-)
10. We / watch / television. (?)

Chapter 5



Source: *Publisher's Documentation*

Family Life

Materials You Are Going to Learn in This Chapter

Listening

- Listening to the expressions for asking and giving opinion

Speaking

- Expressing likes and dislikes
- Asking for opinion

Reading

- Getting information from a descriptive text
- Reading aloud a descriptive text

Writing

- Writing a simple descriptive text about family
- Writing short functional texts in the form of greeting cards

Listening

In this section, you will learn how to:

- listen to giving opinion on things in your house and school.

After learning the lesson in this section, you are expected to be able to:

- give opinion on things in your house and school appropriately.

Practice 1


Listen and repeat after your teacher.

Things in your house	Things in your classroom
1. sofa	1. blackboard
2. table	2. book
3. stove	3. pencil
4. bed	4. ruler
5. pillow	5. chair

Practice 2

Listen to the teacher read the following dialogues. Then, select the right picture.

1. Abu : What do you think of the car?
Hani : *I think it's a good car.*
2. Susilo : I don't know what to wear this day.
Jesi : What about the clothes you just bought last week?
Susilo : Is it nice?
Jesi : *Well, I must say it is nice.*
3. Mother : What do you think about our new sofa?
Father : *I don't know. Maybe it's good.*
4. Nina : This is my new cat. My father bought it for me yesterday. What do you think?
Heru : *I'd say it's cute.*
5. Santi : I think this book is interesting. What do you think?
Maya : *Well, in my opinion it is a good book.*



Source: *Kamus Visual*, 2007




Source: *Kamus Visual*, 2007



Source: *CD Images*



Source: *Kamus Visual*, 2007



Source: *bukubukuuu.files.wordpress.com*

Note

The italicised phrases are the expressions of *giving opinion*.

Practice 3

Listen to a dialogue from the tape then fill in the blanks. Work in pairs.

- Lea : Do you know that Jimmy has a new car?
Gito : ¹_____ it's a nice car. ²_____?
Lea : ³_____. _____ it's too early for him to have a car?
Gito : I know what you mean. ⁴_____ he should wait for another four years.
Lea : You're right.

Pronounce It!

Introducing to Phonetic Symbols
Sounds (: = for long vowels)

i	:	bean	/bi:n/
a	:	barn	/bɑ:n/
ɔ	:	born	/bɔ:n/
u	:	boon	/bu:n/
ɜ	:	burn	/bɜ:n/

Practice 4

Now, pronounce the following words with the help of your teacher. Then identify which words have long sound. Discuss with your friend.

search

pit

feet

north

boy

teach

seed

put

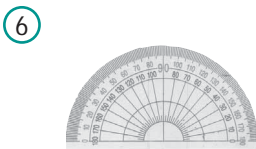
shoot

Practice 5

In pairs, find the antonym of the words in Practice 4. Consult your dictionary if necessary.

Practice 6

Listen to the tape then match the words you hear with its pictures.



Source: *Kamus Visual*, 2007

Speaking

In this section, you will learn how to:

- express likes and dislikes;
- ask for opinion.

After learning the lesson in this section, you are expected to be able to:


- express likes and dislikes appropriately;
- ask for opinion appropriately.

Practice

1

Practise the dialogues in the pictures.

I like my new sofa.
It's soft, warm and
comfortable.



Mother likes her new sofa.

I don't like this dress.
It's big and old
fashioned.



My sister doesn't like her new dress.

Practice 2

Practise the dialogues with your partner.

- A : Do you like reading books?
 B : Yes, I do. *I like it a lot.*
 A : What kinds of books do you like?
 B : *I like* storybooks, such as Aladdin, Malin Kundang and Cinderella.
- A : Do you like playing games?
 B : *Yes, I like it a lot.*
 A : What game do you like?
 B : *I am very fond* of flying kites.
- A : Do you like fish?
 B : *No, I don't like* fish but I like beef.
- A : Don't you like hamburger?
 B : *I can't stand* hamburger but *I'm really fond* of cake.

Speech Act

Informal (older people to younger people)

Formal (younger people to older people or to a stranger)

Likes	Dislikes
<ul style="list-style-type: none"> • I like/love • I (really) enjoy • I do like/love • I'm (really) very fond of 	<ul style="list-style-type: none"> • (I'm afraid) I don't like • I (really) hate • I can't bear • I can't stand

Practice 3

Practise the following dialogue.

- Baim : Where are you going, Febi?
 Febi : Oh, I'm going to the canteen.
 Baim : Can I join?
 Febi : Sure. Let's go.
 Baim : Anyway, what's your favourite food?
 Febi : *I love fried noodle so much, but I can't stand with fried prawn, I'm allergy.* What about you, Baim?
 Baim : I see. Well, *I enjoy vegetables soup and I hate nuts.*

Practice 4

In pairs, make a short dialogue using the expressions in Practice 2. Then act it out.

Practice 5

List the things you *like* and *dislike*. Then tell them to the class.

Things you like	Things you dislike

Practice 6

Listen and repeat.

1

What do you think of my pen?

It's good.

2

What would you say about my new shirt?

I don't know.

Practice 7

Read these dialogues with your friend. Then act them out.

1.



Source: akuinginhijau.files.wordpress.com

- A : *What do you think about my new pair of shoes?*
 B : *I think they look good on you.*

2.



Source: img83.imageshack.us

- A : *Do you have any opinion about my bag?*
 B : *Well, I must say it's nice.*

Speech Act

Asking for someone's opinion	Giving opinion	Saying no opinion
<ul style="list-style-type: none">• What do you think about ...?• What's your opinion of ...?• What about ...?• What would you say to ...?	<ul style="list-style-type: none">• I think it's a good idea.• Well, I must say• Don't you think ...?• I'd say	<ul style="list-style-type: none">• I don't know.

Practice 8

Practise the following dialogue.

Chica : Damar, what do you think of Indonesian horror movies in the cinemas recently? I mean, do you like them?

Damar : Well, I'd say I don't really like them. I'd prefer comedy.

Chica : Why? Horror movie is very entertaining.

Damar : In my opinion, why do we pay just to be frightened?

Chica : And why do we pay just to laugh? hahahha.

Practice 9

In pairs, write short dialogues using the expressions of asking and giving opinion. Then practise them.

Grammar Stage


Prepositions

Study the sentences.


- The book is *on* the table.
- The ball is *under* the chair.
- The broom is *behind* the door.
- The boys are *in front of* a car.
- The hat is *in* the drawer.
- I am sitting *beside* Sigit.

On, under, behind, in front of, in, and beside are called prepositions.

Observe the pictures. Make sentences by adding prepositions such as: *in, on, under, or around*.



1. _____ a box _____ the table.
2. _____ a ball _____ the box.
3. _____ a vase _____ the box.



4. _____ a cat _____ the chair.
5. _____ foods _____ the table.
6. _____ chairs _____ the table.

UN Challenge

Fill in the blank with the suitable preposition.

My father puts his wallet _____ the table.

- a. beside
- b. under
- c. at
- d. on

Taken from *Ujian Nasional Bahasa Inggris, 2006*

Reading

In this section, you will learn how to:

- read aloud a descriptive text;
- get specific information from a text.

After learning the lesson in this section, you are expected to be able to:

- read aloud a descriptive text correctly;
- get specific information from a text.

Practice 1

Observe the picture, then answer the questions orally.

Log On

You can still have a fun holiday just playing at home. For ideas of fun games to play, log on to: <http://health.kaboose.com/active-kids/summer-backyard-games.html>



Source: www.adrhi.com

1. Do you know what place it is?
2. Have you ever been to a beach?
3. Where do you usually spend your holiday?
4. With whom do you usually spend your holiday?

Practice 2

Imagine you were taking a holiday at a beach. List things you would find there. Compare your list with your friend's.

Practice

3

Read the text carefully.



My name is Kevin. My parents' names are Mr and Mrs Steward. I have two elder sisters. Their names are Jessica and Hanna. We like travelling. The place that we often visit is Bali. Almost every holiday, we go to my grandfather's house in Bali. He has a restaurant near Kuta beach. The restaurant faces directly to the beach so that the people in the restaurant can see the sunset. The tourists like to visit my grandfather's restaurant.

Practice

4

Answer the questions based on the text.


1. What is the writer's name?
2. How many sisters does he have?
3. What place that Kevin and his family often visit when holiday?
4. Who like travelling?
5. Where does the restaurant face directly to?

Follow-up Activity

Go to your house yard, schoolyard, or a park in your town. Describe the place. If you have a digital camera, capture the place. Then, attach the photograph with your writing. If you don't have the camera, draw the place on a drawing paper. Color it. Attach the picture with your description. You are just making an article! Collect to your teacher and see your friends' articles.

Practice 5

Here are the series of activities which are done by a family. Put them in the correct order.



doing homework

taking a bath

taking a nap

making the beds

going to school

getting up at 4.30

having breakfast

having lunch

Practice 6

Read aloud the following text.

Mr Syailendra's family has a regular habits. Everyday, his family getting up at 4.30 a.m. Then, they have breakfast at 6.30 a.m. After that, Mr Syailendra goes to work at 7.00 a.m. with his daughter, Meska that goes to school. If Sunday comes, they have lunch together at 11.30 a.m.

Practice 7

Read the following habit of Mr Made Sugawa's family. Then make a paragraph. Follow the example in Practice 6.

Mr Made Sugawa Family Series of Activities

Time	Activities
05:00	get up from bed
06:15	breakfast
07:35	go to the office, go to school.

Practice


8

Work in pairs. Make a paragraph with the help of the following questions.

- Where does Lilis stand?
 - Does she get up at six thirty?
 - Is she wearing pyjamas?
 - Can you mention the things in her room?



- Where is Mr Bang So Yeun?
 - Does he always wear a helmet when he rides on his motorcycle?
 - Is he wearing a jacket?
 - Does he always ride his motorcycle to the office?



Writing

In this section, you will learn how to:

- write a simple descriptive text about family;
- write greeting cards.

After learning the lesson in this section, you are expected to be able to:

- write a simple descriptive text about family appropriately;
- write greeting cards appropriately.

Practice 1

Observe the pictures and answer the questions.

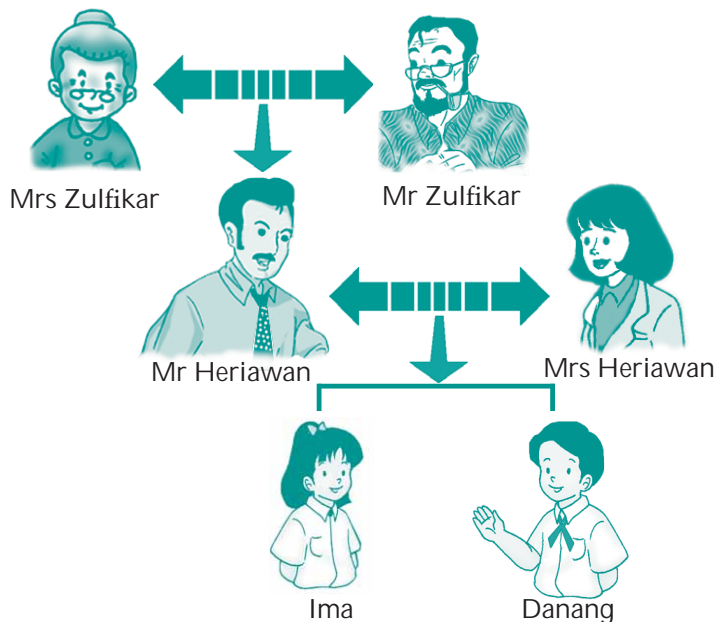
New

Horizon

Gene

A unit of inheritance; a working subunit of DNA. Each of the body's 20,000 to 25,000 genes contains the code for a specific product, typically, a protein such as an enzyme.

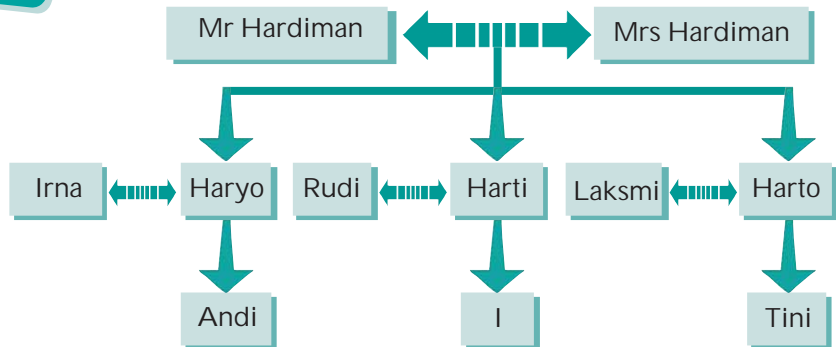
Taken from: www.accessexcellence.org



1. Do you know what picture it is?
2. What does the picture describe?
3. Can you describe the picture in your own words?

Practice 2

Study the family of Mr Hardiman.



Practice 3

In pairs, complete the following paragraph based on Practice 2.

Mother is the ¹ _____ of Mr and Mrs Hardiman. Meanwhile, Mr Haryo and Mr Harto are my ² _____. So, Mr Haryo and Mr Harto are my mother's ³ _____. Then, Mr Hardiman and Mrs Hardiman are my ⁴ _____ and ⁵ _____. In that case, Tini and Andi are my ⁶ _____ and Aunt Laksmi is Mr Harto's ⁷ _____ and Tini's ⁸ _____.

Practice 4

Draw your family tree and write a text about your family. These clues may help you.

1. What is your father's name?
2. What is your mother's name?
3. What are your brothers' and sisters' names?
4. Do you have uncles or aunts?

Practice 5

Study these greeting cards.



Source: CD Image

Practice 6

Write your own greeting cards based on the situations given.

1. Write an Idul Fitri card to your parents.
2. Write a wedding card to your aunt.
3. Write a birthday card to your sister.



Enrich Your Knowledge

Telling the Time



It is six o'clock.



It is eight thirty or
it is half past eight.



It is nine o'clock.



It is three twenty or
it is twenty past three.



It is five thirty five or
it is twenty-five to six.



It is one fifteen or
it is a quarter past one.

Write the time descriptions. Number one has been done for you.

1. 10:17 = ten seventeen or it's seventeen past ten
2. 11:20 = _____ or _____
3. 03:27 = _____ or _____
4. 06:35 = _____ or _____
5. 01:50 = _____ or _____

Learning Essential

- Language Function
 - ▶ Asking and giving opinion
 - What do you think of the car?
 - I think it's a good car.
 - ▶ Expressing likes and dislikes
 - I like my new sofa.
 - I can't stand hamburger.
- Genre of Text: Descriptive Text
 - ▶ Social function:
 - To describe a particular person, place or thing
 - ▶ Generic structure:
 - Identification: identifies phenomenon to be described
 - Description: describes parts, qualities, and characteristics.
- Grammar: Prepositions
Examples:
 - The cat is *under* the chair.
 - The boys are *in front of* a car.
 - The girl is standing *next* to me.

Learning Review

After studying all subjects in this chapter, answer the following questions.

1. What have you learnt in this chapter?
2. You are reading a novel. You think the story is funny. How do you express it?
3. Your mother gives you a bicycle. You like it. What do you say to express it?

If you find some difficulties while answering the questions, you can learn the subjects once more or you may consult your teacher.

Chapter 6



Source: gunawan.bo-tak.info

What Do You Do?

Materials You Are Going to Learn in This Chapter

Listening

- Listening to the expressions for asking and giving something
- Listening to the monologues of descriptive texts

Speaking

- Asking and giving something
- Describing people

Reading

- Getting information from a text
- Reading a descriptive text

Writing

- Writing a descriptive text

Listening

In this section, you will learn how to:

- listen to the expressions for asking and giving something;
- listen to the descriptive monologues.

After learning the lesson in this section, you are expected to be able to:

- give appropriate responses to the expressions for asking and giving something.
- give appropriate responses to the descriptive monologues.

Practice 1

Listen to the dialogues from the tape. Fill in the blanks with the words in the box.

tea	coffee
bun	drink
ice cream	bread

Dialogue 1

Dimas : May I have a ¹_____ and two slices of ²_____?

Assistant : Yes of course. Do you want a ³_____ or a ⁴_____?

Dimas : I want a cup of tea please

Dialogue 2

Amel : May I have ⁵_____, please?

Assistant : I am sorry. We serve ⁶_____ but no coffee here.

Practice 2

Answer the questions.

1. What does Dimas want to buy?
2. What does Dimas say?
3. What does the assistant say?
4. What does the assistant offer?
5. What does Amel want to buy?
6. Does the assistant serve it?
7. What does the assistant say?

Practice 3

Listen to the dialogues from the tape. Fill in the blanks with the words in the box.

- Sure. Glad to help.
- Yes, of course.
- I'm sorry. I don't have a spade.
- Certainly, here it is.

Dialogue 1

Jimbo : May I have another story book, please?
Librarian : 1_____.

Dialogue 2

Amel : Could I borrow your spade?
Jimbo : 2_____.

Dialogue 3


Uncle : Could you wash the cups, please?
Maid : 4_____.

Dialogue 4

Aunt Eni : Could you pass the salt, please?
Gandi : 4_____.

Practice 4

Look at the pictures and listen to the questions from the tape, answer them by ticking the correct pictures.



Fireman

Waiter

Athlete

Secretary

Source: Stockbyte

Practice 5

Listen to the text and fill in the blanks.

This is Rianti. She is a ¹_____. She works for a ²_____ company in Jakarta. There is a computer on her ³_____. She often types letters on the computer. She also answers the telephone and ⁴_____ messages. Sometimes, she goes to ⁵_____ and takes notes.



Source: www.lacc.com

Lidia is a nurse. She works in a ¹_____ in Surabaya. She helps the ²_____ and looks after the ³_____. She gives the patients the ⁴_____, and she often talks to them and listens to their problems. Sometimes, she talks to the patients' families. She always wears her nurse's ⁵_____.



Source: www.rs-gandaria.com

Pronounce It!

cashier	: /kæ'ʃiə/
gardener	: /'gɑ:dənə/
waiter	: /'weɪtə/
driver	: /'draɪvə/
secretary	: /'sekɾətɪ/
typist	: /'taɪpɪst/
electrician	: /'ɪlek'trɪʃn/

UN Challenge

Choose a, b, c or d for the correct answer.

Marisa works aboard the plane. She is helpful and friendly. She serves drinks and meals to the passengers. It is part of the service. What is she?

- | | |
|----------------|-----------------------|
| a. A steward. | c. A flight engineer. |
| b. A co-pilot. | d. A stewardess. |

Taken from *Ujian Nasional Bahasa Inggris*, 2004

Speaking

In this section, you will learn how to:


- ask and give something;
- describe people.

After learning the lesson in this section, you are expected to be able to:

- ask and give something correctly;
- describe people correctly.

Practice 1

Look at the following pictures and answer the questions orally.



1. What is happening in picture 1?
2. What is happening in picture 2?

Practice 2

Study the dialogue.

Mrs Anwar is Luki's mother. She cooks for the dinner now.

Mrs Anwar : Luki, come here.

Luki : Yes, Mom. What's the matter?

Mrs Anwar : Luki, *can you get me some chillies from the refrigerator please?*

Luki : Yes, sure Mom. What are you making anyway, Mom?

Mrs Anwar : I will make *rendang*, Luki.
Your father likes it very much.

Note

The italicised sentence is an example of *asking someone for something*.

Practice 3

Practise the following dialogues.

1. Lely : Oki, pass me the salt, please.
Oki : *Here you are, Lely.*
2. Mr Dudy : Sir, could you please get me the Encyclopedia volume 5 above? It's too high, I can't reach it.
Librarian : *Yes, certainly, Sir. I'll get it for you.*
3. Mr Gunadi : Vivian, bring me the newspaper from the table, please.
Vivian : *It's coming, Daddy.*
4. Nesya : Tukirah, take this glass to the kitchen. It's dirty.
Tukirah : *Yes, Miss Nesya.*
5. Dimas : Mom, I will go swimming this afternoon.
Could you give me some money please?
Mother : *OK. I'll give you some money.*

Speech Act

Informal (older people to younger people)

Formal (younger people to older people or to a stranger)

Asking something

- Can you give me
- Take me that
- Could you please
- Would you kindly

Giving something

- Sure. Glad to help.....
- Yes, of course.
- Certainly, here it is.

Practice 4

Practise the following dialogue.

- Uncle Ferdi : Hello, Risa. Where have you been?
Risa : Oh, hello Uncle Ferdi. I'm very busy with my school' project.
- Uncle Ferdi : Oh, I see. Err, Risa, by the way, Can you give me that newspaper? I haven't read it yet.
- Risa : Sure, uncle. Here you are.
- Uncle Ferdi : How's your school anyway?
Risa : Doing good Uncle. I must face final exam next week. By the way, would you please pass me the syrup, Uncle?
- Uncle Ferdi : Yes, of course. Ok, just study hard for your final exam.
- Risa : Yes, Uncle. Thank you very much.

Practice 5

Make some dialogues *where someone is asked to do something*. Work in pairs the practise them with your friend.

Practice 6

Practise the following dialogues.

1.



Source: *Stockbyte*

- Alam : Where does Mr Fandi work?
Tedi : He works for Garuda Indonesia Airways.
Alam : Is he a flight attendant?
Tedi : No. He is a pilot.
Alam : What does he look like?
Tedi : He is tall and has a short black hair.

2.



Source: *brucefong.files.wordpress.com*

- Evi : Where does Ima work?
Eka : She works in a restaurant.
Evi : Is she a waitress?
Eka : Yes. She is a waitress.
Evi : What does she look like?
Eka : She looks friendly and neat.

Practice 7

In pairs, answer the following questions based on the dialogues.

1. Where does Mr. Fandi work?
2. What does he do?
3. Does Ima work for Garuda Indonesia Airways?
4. Where does she work?
5. Is she a cook or a waitress?

Practice 8

Observe the picture, then answer the questions orally.



Source: www.kapanlagi.com

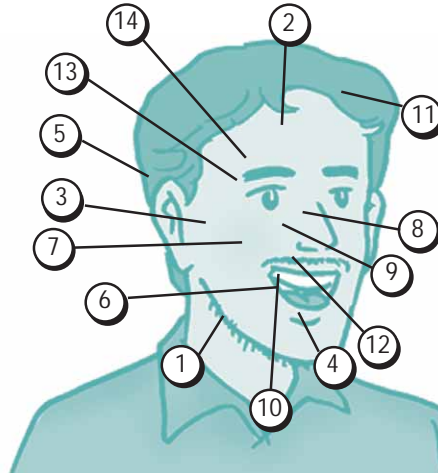
1. Do you know who she is?
2. What type of hair does she have?
3. How does she look like?
4. What does she do?

Practice 9

Work in pairs. Take turn to describe your friend, also mention your friend address, hobby and habit.

Practice 10

Study the picture. Put the numbers in the correct box. Do this in your exercise book. Then mention the words loudly.



nose
tooth
beard
cheek
tongue
nostril
hair

chin
lip
ear
moustache
eye
forehead
eyebrow

Practice 11

Fill in the blanks to complete the dialogue based on the example. Then practise them.



Ucok-curly hair-a student

Ruben : Do you know Ucok?
 Hetti : Yes, I do.
 Ruben : What is he like?
 Hetti : He has curly hair.
 Ruben : What does he do?
 Hetti : He is a student.



Wina-straight hair-a teacher

New
Horizon

Straight hair is very sleek and shiny because there is no curl pattern which allows the light to reflect off of the hair giving it a shiny finish. Wavy hair is thick and coarse with a frizzier look. Curly hair easily absorbs the water and shrinks quite a bit. This hair is very springy. If you pull on it, it bounces back into its original curly state.

Source: www.curlyhairsalon.com

Heni : Do you _____?
 Butet : Yes, _____.
 Heni : What _____?
 Butet : She has _____.
 Heni : What _____?
 Butet : She is _____.




Isye-long and black hair-a shopkeeper

Tuti : _____?
Ani : _____.
Tuti : _____?
Ani : _____.
Tuti : _____?
Ani : _____.

Practice 12

Study the following pictures. Then mention their descriptions.



Practice 13

Describe yourself to the class. These words may help you.

- long hair/short hair
- curly hair/straight hair
- fat/slim
- tall/short
- black eyes/brown eyes

Example:

My name is Yuni. I have black eyes, long and black hair,

...

Grammar Stage

Simple Present Tense

Personal pronoun	Verb: sing
I/you/we/they	sing
she/he/it	sings

Personal pronoun	Verb: have
I/you/we/they	have
she/he/it	has

1. I study English.
2. He stops working at 2 p.m.
3. A pilot flies a plane.
4. They like Westlife.
5. I have a book.

We use the Simple Present Tense to talk about:

- our habits;
- general truth;

Practice

14

Give the correct form of the present tense for the verbs in brackets.

1. She (read) the newspaper every day.
She reads the newspaper every day.
2. We (come) to work by bus.

3. I always (walk) to the office.

4. You (attend) class twice a week.

5. I (have) lunch in the cafeteria every day.

6. Helen (work) very hard.

7. I (like) sunbathing.

8. The dog (chase) the cat all around the house.

9. Mr Smith (work) for a small airline.

10. Gene usually (sit) at this desk.

Reading

In this section, you will learn how to:

- get information from a text about professions;
- identify main ideas in a text about professions;
- identify parts of a descriptive text.


After learning the lesson in this section, you are expected to be able to:

- get information from a text about professions;
- identify main ideas in a text about professions;
- read and identify parts of a descriptive text.

Practice 1

Read the text carefully.

Mr Kartolo, the Farmer



Mr Kartolo is very happy. The rainy season of this year makes the farm beautiful. It is planting time! Rice fields become fresh and green during this season and by the end of this season Mr Kartolo is ready to harvest his crops.

Mr Kartolo ploughs the land at the beginning of the rainy season. Then, he usually works early and finishes at noon. Milking the cows, feeding the livestock, and cleaning the barns are among Mr Kartolo's duties before breakfast. He does most of the hard outdoor work by himself.

Practice 2

In pairs, answer the following questions.

1. What is a farm like during the rainy season?
2. What is the colour of the rice field in the rainy season?
3. When does Mr Kartolo's workday end?
4. When does Mr Kartolo plough the land?

Practice 3

Match the following words with their appropriate meanings. Work in pairs.

A	B
1. harvest	a. building for storing hay
2. plough	b. amount of grain, grass, etc produce in a year or season
3. crops	c. situated outside building
4. barn	d. cutting and gathering of crops
5. out door	e. break up the surface of land

Practice 4

Discuss with your partner to decide whether the statements are true or false.

1. Farmers work on the farm.
2. A pilot flies a plane.
3. Doctors find jobs at schools.
4. Teachers teach at schools.
5. Engine drivers drive buses.
6. Pearl-divers cannot swim.
7. Sailors work on land.
8. Miners must have good stamina.
9. Taxi drivers usually own their taxis.
10. Chefs work in an office.

Practice 5

Read the text carefully.

I have a neighbour. His name is Reno. He is a clown. He works in a carnival. His job is to entertain people. He makes people laugh. He wears a very colourful costume. He also wears a colourful wig and he paints his face. He is very funny and kind.

Practice 6

Find the main idea of the paragraph from the text in Practice 5.

Note

Characteristics of Descriptive Text

- *A descriptive text* is a text that describes the features of someone, something, or a certain place.
- *Introduction* is the part of the paragraph that introduces the character.

Example : *Mr Kartolo is very happy. The rainy season of this year makes the farm beautiful.*

- *Description* is the part of the paragraph that describes the character.

Example : *Mr Kartolo ploughs the land at the beginning of the rainy season. Then, he usually works early and finishes at noon.*

Practice 7

Work in pairs. Find characteristics of text in Practice 5.

Practice 8

Find the Indonesian words of these words. Use the dictionary to help you.

1. neighbour (n)
2. clown (n)
3. work (n)
4. carnival (n)
5. job (n)
6. entertain (v)
7. laugh (v)
8. funny (adj)
9. wig (n)
10. kind (adj)

Writing

In this section, you will learn how to:

- write descriptive text about professions.


After learning the lesson in this section, you are expected to be able to:

- write descriptive text about professions appropriately.

Practice

1

Look at the photos. Match the pictures to the descriptions below.



Source: Cavendish College London, 2005

- This is my friend Oscar Ramirez. He is from Guadalajara in Mexico. He's a teacher.
- This is my friend Jane Knightley. She is from Manchester in Britain. She is an artist.
- These are Kevin Kuranyi and Andreas Brehme. They are from Berlin in Germany. They are students.

Practice 2

Complete the sentences with words in the box.

typist

soldier

carpenter

barber

nurse

sailor

tailor


dentist

hairdresser


butcher



She's a _____



He's a _____



She's a _____



She's a _____



She's a _____



He's a _____



He's a _____



He's a _____



He's a _____



He's a _____

Practice 3

Match the questions to the answers.

Questions	Answers
1. Where's he from?	a. Her name's Blanka.
2. What's her name?	b. She's an athlete.
3. Where are they from?	c. His name's Dida.
4. What's his name?	d. He's from Brazil.
5. What's her job?	e. They're from Uruguay.

Practice 4

Complete these sentences by using the words in the box. Write them down in your exercise book.

carpenter	tailor	pilot
electrician	photographer	driver
receptionist	flight attendant	

1. A person who flies an aeroplane is a _____.
2. A person who sets electric systems is an _____.
3. A person who takes pictures is a _____.
4. A person who drives for someone else is a _____.
5. A person who answers the phone and receives guests in a hotel or in an office is a _____.
6. A person who serves passengers on a flight is _____.
7. A person who makes furniture is a _____.
8. A person who makes our clothes is a _____.

Practice 5

Write descriptions of two persons on the chart.

Name:	Mina Azrina	David Oloan Tobing
Town/Country:	Bukit Tinggi West Sumatra	Brastagi North Sumatra
Job:	Editor	Teacher

It starts : This is Mina Azrina. She's from

Practice 6

Make sentences using the words in the table.

Example:

Eliza is a secretary. She works in an office. She types letters.

No.	A	B	C
1.	Eliza	a secretary	in an office
2.	Mrs Tike	a teacher	in SMP 6
3.	Mr Salam	a journalist	for Kompas
4.	Toni and Andi	guides	for a travel agency
5.	The men	mechanics	in a workshop

Practice 7

The following is a list of sentences about what a postman does for his job. Arrange these sentences into a good paragraph. Number 1 is the first sentence in the paragraph.

1. Mr Takashimura is a postman.
2. He stops working at 2 p.m.
3. Every day he delivers letters to many people.
4. He works at the Central Post Office.
5. He is happy to be a postman.
6. Then he continues to the addresses far from his office.
7. He usually starts his job at 8 a.m.
8. First, he goes to the addresses near his office.

Log On

As a student, you must plan a schedule to organise your activity at school and house. Log on to this website to get printable calendars to arrange your schedule.

www.cardfountain.com

Practice 8

Think of someone you know. Write a description. Say who they are, where they come from and what their jobs are.

Follow-up Activity

Make a calendar for a month. Use your coloured pencil, glue, and colorful paper. You can add some pictures to make it more colorful. Then, write your schedule. For the whole month. Put the calendar on your bedroom wall. From now on, you can make your life more organised.

Enrich Your Knowledge

Junot's Work History

Places	Dates	Job Descriptions
Luis' Market	Jan., 2000 – June, 2000	He dealt as a cash register.
Summer Camp	June, 2000 – Sept., 2000	He helped Chinese teacher's.
Beauty Homes	June, 2002 – Sept., 2002	He painted walls.
Big Construction Co.	June, 2003 – Sept., 2003	He used powertools.
Bacabaca Library	October, 2003 – June, 2004	He dealt with data base.
Microtel, Inc.	June, 2004 – present	He made computer programmes.

Adapted from: *Interaction Access*, 2002

Match Junot's job title to the workplace.

A	B
1. painter	a. Microtel, Inc.
2. supermarket clerk	b. Bacabaca Library
3. computer programmer	c. Luis' Market
4. teacher's assistant	d. Beauty Homes
5. construction worker	e. Summer Camp
6. librarian	f. Big Construction Co.

Learning Essential

- Language Function
 - ▶ Asking and giving something
 - May I have another story book, please?
 - Could you wash the cups, please?
 - Yes, of course.
 - Sure. Glad to help.
- Genre of text: Descriptive Texts
 - ▶ Social function:
 - To describe a particular person, place or thing
 - ▶ Generic structure:
 - Identification : identifies phenomenon to be described.
 - Description : describes parts, qualities, characteristics.

Example:

- *Mr Mustafa is a pilot. He works for an airline. He is tall and straight hair. He also has brown eyes.*

- Grammar : Simple Present Tense

Examples :

- *I study English.*
- *He stops working at 2 p.m.*
- *They sing loudly.*
- *We like strawberry cake.*

Learning Review

After studying all subjects in this chapter, answer the following questions.

1. What have you learnt in this chapter?
2. What do you say when you ask your friend to lend you his computer?
3. What do you say when you order food and drink in a cafeteria?

If you find some difficulties while answering the questions, you can learn the subjects once more or you may consult your teacher.

Chapter 7



Source: *Publisher's Documentation*

Work Out

Materials You Are Going to Learn in This Chapter

Listening

- Listening to the expressions for asking and giving facts
- Listening to the monologues of procedural texts

Speaking

- Asking and giving facts
- Performing a monologue of procedural texts

Reading

- Reading procedural texts
- Identifying meanings of procedural texts

Writing

- Writing a procedural text

Listening

In this section, you will learn how to:


- listen to the expressions for asking and giving facts;
- listen to the monologue and dialogue in procedural form.

After learning the lesson in this section, you are expected to be able to:

- respond to the expressions for asking and giving fact appropriately;
- respond a monologue and dialogue in procedural form appropriately.

Practice 1

Study the following picture.



Practice 2

Answer the following questions.

1. What do you think they are doing?
2. Does the boy want to know something?
4. What is it?
5. What does the girl say?

Practice 3

Listen to the dialogue from the tape and complete the following missing words.

Krisna : Neta, did you watch the sports news ¹_____?

Neta : I didn't. ²_____ you ³_____ me the result of Chelsea's match against Liverpool?

Krisna : Well, Liverpool ⁴_____ Chelsea by 3 goals to 1.

Neta : ⁵_____? How come?

Krisna : It's fantastic! Dirk Kuyt scored a hat-trick in the game.

Practice 4

Listen to the dialogue from the tape again. Then answer the following questions.

1. Who are Krisna and Neta?
2. What was the news?
3. Who was Dirk Kuyt?
4. What did he do?

Practice 5

Study the pictures and listen to the questions from the tape. Then, discuss the answer with your friend.

Simple Exercise, Long Healthy



New Horizon

A warm up is usually performed before participating in sports or exercising. A warm up generally consists of a gradual increase in intensity in physical activity. For example, before running or playing an intense sport one might slowly jog to warm muscles and increase heart rate. It is important that warm ups should be specific to the exercise that will follow, which means that exercises (of warm up) should prepare the muscles to be used and to activate the energy systems that are required for that particular activity.

Source: *en.wikipedia.org*

Log On

Do a simple exercise to keep your body fit by clicking this page: www.amateur-sports.com/kids.htm
Follow the steps of each exercise.



Source: Publisher's Documentation

Practice 6

Listen and repeat after your teacher.

Steps to Stay Healthy.

1. First of all, try to get some exercises every day.
2. Next, don't eat foods containing a lot of fat and sugar.
3. Finally, think positively.

Practice 7

Decide whether the following statements are true (T) or false (F).

1. Taking exercise every day is not good.
2. Eating delicious and sweet food is good for your health.
3. Keeping your mind positive will help your body to stay healthy.

Follow-up Activity

Be an exercise instructor for your friends. Suggest some easy exercises such as push-ups, sit-ups, jogging and jumping. Count every move in English. You can practise your physical as well as pronunciation workout.

Speaking

In this section, you will learn how to:

- ask and give facts;
- say monologues to the texts in procedural form.

After learning the lesson in this section, you are expected to be able to:

- tell facts appropriately;
- respond to the texts in procedural form appropriately.

Practice 1

Answer the following question orally.

1. What do you say when you want to know about something?
2. When you hear something unbelievable or surprising, what do you usually say?

Practice 2

Practise the dialogues.

1.

An earthquake shook my hometown last night.

Really? I didn't hear the news yet. Tell me more about it.



2.


Oh, my God! The expedition history team found the new Roman Temple.

How interesting!



3.

Hi, Sasha. I heard that Mrs Januar found Mansyur was cheating in the last exam.



What? I'd like to know more about it. Mansyur is a smart student.

Speech Act

Expressions of asking facts

Middle	Strong
<ul style="list-style-type: none"> • Can you tell me what's going on? • Tell me more about it. • How did it happen? • How come? 	<ul style="list-style-type: none"> • I must know what happened. • I need to know the facts. • I'd like to know more about it.

Formal/Informal
(Those can be used in both situation, just add *could* or *please* to older people or a stranger.)

Expressions of giving facts

Here's the fact/story
Let me tell you /the fact
Well the story is like this

Practice 3

Practise the following dialogue.

- Ryan : Did you hear that Rara got 1 billion rupiahs?
Deasy : You're kidding. How? Tell me the story.
Ryan : *Here's the story.* Her sister, Riri, entered a lottery using Rara's name. One month later, a letter came and telling that Rara got 1 billion rupiahs.
Deasy : Wow, what a nice surprise!

Practice 4

Give your response to the following situations. Examples are given.

1. I just lost my new Harry Potter novel *Deathly Hollows*.
Your response: How come?
2. I heard that Mr Sofyan lost one of his cars.
3. Dania lost all her money.
4. Can you tell me what's on the TV?
Your response: Here's the story, scientists have made a new robot.
5. Bento doesn't believe that Irna is cheating on the English exam.
6. I must know what happened with Belinda.

Practice 5

In pairs, make short dialogues based on the situations. Use the expressions for giving facts.

1. The highest mountain in Java
2. Seven wonders of the world
3. How many Indonesian former Presidents there are.
4. How many provinces there are in Indonesia.
5. The capital city of Indonesia

Practice 6

Mention the steps below. Pay attention to the pronunciation and punctuation.

How to Lose Your Weight

Step one Do exercise for half an hour every day.

Step two Eat three times a day.

Step three Drink at least 8 glasses of fresh water a day.

Practice 7

Read the following story after your teacher. Pay attention to the spelling and punctuation.



Source: CD Image

Mrs Ratuliu's Healthy Habits

Mrs Ratuliu is a very healthy person. She always exercises every day. First of all, she goes jogging around the jogging track. Then she has a break for about 15 minutes. Finally, she takes a deep breath and drinks lots of plain water.

Practice 8

Retell the steps of Mrs Ratuliu to stay healthy in your own words. Tell it to the class.

Pronounce It!

Read these following phonetic transcriptions (consonants) after your teacher.

architecture	: /'ɑ:kɪtektʃə/
brochure	: /'brɔʃə/
receptionists	: /rɪ'sepʃnɪst/
accommodation	: /ə,kɒmə'deɪʃn/
shop	: /ʃɒp/

Grammar Stage

Study the following sentences.

1. Do exercise *every day*.
2. Mr Lovelace is a *very* healthy person
3. *Finally*, he takes a deep breath.

Adverb

Every day, *very* healthy, *finally* are adverbs. Adverbs are closely connected with **verbs** in a sentence. An adverb adds information about such things as the *manner* (ways to do something), *place*, *time* and *view of the things or action*.

Adverb has the following forms :

- a. A single word (called an **adverb**)
e.g. often, soon, out, slowly, probably, very.
- b. A prepositional phrase (having the pattern preposition + noun).
e.g. by chance, during the rainy season, across the road, by car.
- c. Time expressions (a phrase without a preposition)
e.g. one afternoon, all day, every morning, tomorrow, a week, on Friday.
- d. A clause (a longer group of words).
e.g. when they met in the shelter.

Practice 9

Complete the following sentences with some adverbs in the box.

soon	seriously	silently
where	very	all day
by car	one afternoon	

1. They will leave this house _____.
2. Calista is a _____ beautiful girl.
3. We go to Jakarta _____.
4. Andra will meet Aurora _____ at 2 p.m.
5. In the rainy season, rain will fall _____ long.
6. Be careful when you go camping in the woods, snakes are coming _____. You won't hear them moving.
7. _____ do you go, Hanum?
8. I don't know what happened with Gugun. The headmaster is talking _____ with him now.

Reading

In this section, you will learn how to:

- read aloud a text about health;
- identify the characteristics of a procedural text.

After learning the lesson in this section, you are expected to be able to:

- read aloud a text about health;
- identify the rhetorical steps in a procedural text appropriately.

Practice 1

Read the following tips.

Ways to Keep Healthy

1. Do not smoke cigarettes.
2. Do exercise in the morning.
3. Eat healthy meals.
4. Get enough sleep at night.
5. Take vitamins if necessary.

Practice 2

Answer the following questions.

1. Can you give your opinion to the tips in Activity 1?
2. What about you? Do you always do the things the tips say?

Practice 3

Read aloud the following text.

Keeping Fit

Wati Safitri cares about keeping fit. First of all, she joins health club where she usually exercises after work. Next, she is always careful about her diet. She never eats fast food with lot of fat and sugar. Then, she never smokes cigarettes. Finally, Wati sometimes consumes multivitamins to supply energy because she is a very busy woman. She does a lot of activities all day long. That's Wati, she tries to keep in shape and stay healthy.

Practice 4

Answer the following questions with your friend.

1. What are three things that Wati does to stay healthy?
2. Why does she do all these things?
3. Give your opinion about Wati's life style.

Practice 5

Answer the following questions about yourself. Then, swap your work with your friend and read it aloud.

1. What kind of exercise do you enjoy?
2. How often do you exercise?
3. Do you try to eat healthy meals? Why or why not?
4. Do you usually get enough sleep at night? How many hours of sleep do you like to get?
5. How do you usually feel after you exercise? Energetic? Relaxed? Tired? Hungry? Sleepy?

Practice 6

Match each word in column A with its meaning in column B. Consult your dictionary.

No.	A	B
1.	care	a. to make something have a particular form.
2.	join	b. to stop in one condition, keeping in one condition.
3.	consume	c. to feel that something is important
4.	supply	d. to eat
5.	shape	e. to become a member of something.
6.	stay	f. to add or supply something

Practice 7

Read the text carefully.

Germinating Petunia Seeds

Goal/Purpose To germinate petunia seeds.

Materials You will need:

- A packet of petunia seeds
- A seed tray or small pots
- Loamy friable soil or potting mix
- Water
- Fertiliser

Methods/steps Steps:

1. Fill seed tray with soil.
2. Incorporate fertiliser into soil.
3. Scatter seeds on the surface of the soil.
4. Cover seeds with a 3 mm layer of soil. Press firmly.
5. Spray water to moisten the seed bed.
6. Place seed tray in warm, sunny position (at least 25°C).
7. Keep soil moist by watering gently while seeds are germinating. Seeds will germinate in about 10–14 days.

Source: www.lmpc.edu.au

Note

Characteristics of Procedural Text

- *Procedural text* is a text that gives some clues of how to do something through a series of actions.
- Goal / purpose : to give information what we need.
- Material : things that you need to make an object.
- Method / steps : the information about making an object.

Writing

In this section, you will learn how to:

- write procedural text;
- write a recipe (functional text).

After learning the lesson in this section, you are expected to be able to:

- write a procedural text appropriately;
- write recipes (functional text) appropriately.

Practice

1

Answer the following questions.

1. Do you like eating delicious food or drinking fresh juices?
2. What about making delicious food or fresh drinks? Do you often do this by yourself?
3. Can you mention your favourite food and drink?

Practice

2

Read the text aloud.

How to Make Cheese Omelette

Ingredients :

1 egg, 50 g cheese, 1 cup milk, 3 table spoons cooking oil, a pinch of salt and pepper.

Utensils you need :

Frying pan, fork, spatula, cheese grater, bowl, plate.

How to make it :

1. Crack an egg into a bowl.
2. Whisk the egg with a fork until it is smooth.

3. Add milk and whisk well.
4. Grate the cheese into the bowl and stir.
5. Heat the oil in a frying pan.
6. Pour the mixture into the frying pan.
7. Turn the omelette with a spatula when it browns.
8. Cook both sides.
9. Place on a plate, spread salt and pepper.
10. Eat while warm.



Practice 3

Identify the characteristics of text in Practice 2.

Practice 4

Study the jumbled pictures carefully. Then, match them with the texts.

How to Make a Sauted Green Shrimp



Source: Publisher's Documentation

- a. First, wash the vegetables and garlics.
- b. Then, chop the vegetables.
- c. Slice the garlic very thin.
- d. Prepare the shrimps.
- e. Next, heat the oil in a frying pan. Saute the garlic, shrimp and finally the vegetables.
- f. Cook then serve it on a plate.

Practice 5

With your friend, use the sentences from Practice 4 to complete the paragraph.

Do you want a healthy and delicious meal? Try this one, a sauted green shrimp. First of all, _____
Then, _____
Next, _____

Practice 6

The paragraphs below are not in correct order. Your job is to arrange them into their correct order.

- a. Then, move the rope quickly up and down. A wave moves along the rope, but the rope itself does not move forward.
- b. A thin rope, 4 m long a tree or post.
- c. Making waves.
- d. First of all, tie one end of the rope to a tree or post, as high as your waist. Hold the other end and stand about three and a half metres away.

Practice 7

Write your own recipe. The vocabulary below will help you.

Vocabularies				
bake	chop	cut	grill	mix
saute	boil	combine	fry	heat
peel	stir	broil	cook	garnish
melt	pour			

(name of drink/meal)

Ingredients _____

Utensils _____

Instruction _____

Enrich Your Knowledge

Instruction : Learning to Drive a Car

Helen wants to learn how to drive a car to get a driving license. She learns how to drive a car with Andri.

Andri : First, make sure that the car is in neutral. Now, start the engine.

Helen : How do I do that?

Andri : Just turn the key.

Helen : OK. And now, what should I do?

Andri : Put your foot on the clutch.

Helen : My left foot or my right one?

Andri : Your left foot.

Helen : And should I press it down?

Andri : That's right. Press it down, but don't put your other foot on the accelerator yet. Now...

Helen : I've put it into gear. Oh! The car has stopped!

Andri : Yes. Remember, don't take your foot off the clutch before you've pressed the accelerator lightly.



Source: www.gamewallpapers.com

UN Challenge

Read the following text and answer the questions.

How to Boil an Egg

Things you need

1 egg

1 small saucepan

0,5 litre of water

What to do

1. Fill the saucepan with a litre of water
2. Bring water to boil
3. Put egg in water with spoon
4. Boil for 4 minutes
5. Turn off the stove
6. Drain saucepan
7. Serve egg in egg cup

Serving suggestion: Warm buttered toast, cut into slices and dipped into the egg makes a *tasty* treat.

1. To avoid the egg being broken, what should you do?
2. "... makes a *tasty* treat." Can you give synonym for the word in italic?

Taken from *Ujian Nasional Bahasa Inggris*, 2004

Learning Essential

- Language Function
 - ▶ Asking and giving facts
 - Did you come here yesterday?
 - I came here yesterday.
- Genre of Text: Procedure
 - ▶ Social function : To describe how something is accomplished through a sequence of actions or steps
 - ▶ Generic structure :
 - Goal
 - Materials (not required for all procedural texts)
 - Steps (i.e., goal followed by a series of steps oriented to achieving the goal)

Example:

- First, make sure the car is in neutral. Now, start the engine. Put your foot on the clutch. Press it down, but don't put your other foot on the accelerator yet.

- Grammar : Adverb

Examples :

- Elia is a *very* beautiful girl.
- We go to Jakarta *by train*.
- Putri will meet her parents *soon*.

Learning Review

After studying all subjects in this chapter, answer the following questions.

1. What have you learnt in this chapter?
2. What do you say to ask a fact, i.e. what the news in the newspaper is about?
3. What do you say to give a fact, i.e. what the news in the radio is about?

If you find some difficulties while answering the questions, you can learn the subjects once more or you may consult your teacher.

Chapter 8



Source: prasetya.brawijaya.ac.id

My Hobby

Materials You Are Going to Learn in This Chapter

Listening

- Listening to the expressions for asking clarification
- Listening to the procedural text

Speaking

- Asking and responding clarification expressions
- Performing a monologue in a procedural form

Reading

- Reading aloud a procedural text

Writing

- Writing a procedural text

Listening

In this section, you will learn how to:

- listen to a clarification expressions;
- listen to a monologue text in procedural form.

After learning the lesson in this section, you are expected to be able to:

- identify some expressions to for asking clarification appropriately;
- get the meanings from a monologue text in procedural form appropriately.

Practice 1

Answer the following questions.

1. What do you say to your friend that the library is closed on Saturday?
2. What do you say if your friend breaks your skateboard?

Practice 2

Listen to your teacher carefully.

New

Horizon

The skateboard has evolved since the first mass produced models in the 1960s. Boards in the past were often made in the shape of a surfboard, with no concavity and constructed of solid wood, plastic, even metal. The wheels were usually made of a clay composite, or steel and the trucks (axles) were less sturdy and initially of a 'single-action' design compared to today's 'double-action'.

Source: en.wikipedia.org



Source: Microsoft Encarta Reference Library, 2005

- Indah : Where do we go skateboarding?
Andi : Let's go to the city park.
Indah : I'm afraid it's closed.
Andi : Are you sure?
Indah : *Well, I'm sure.* Nadia told me so.



Source: img.photobucket.com

Marni and Mey Ling are neighbours. They are talking in the kitchen.

Marni : Did you call me last night?

Mey Ling : No. I didn't.

Marni : *Are you sure?*

Mey Ling : Yes, I'm sure. Maybe it was someone else.
By the way, Sari borrowed my new novel.

Marni : No, she didn't.

Mey Ling : *Really?*

Marni : Yes. It was me.

Speech Act

Formal/Informal
(Those can be used in both
situation, just add *excuse*
me to older people or a
stranger.)

Asking for Someone's Clarification

- Is it true/right that ...?
- Is that right?
- Is ... correct?
- Really?
- Are you sure?
- Excuse me, Sir/Ma'am. Is that right that

Responses to Someone Asking for Clarification

- Yes, I'm sure.
- Yes, that's right.
- Yes, that's correct.
- Exactly.
- I didn't do it. (Mention the reason)
- I don't like watching cartoons. (Mention the reason)
- I'm not a basketball player. (Mention the reason)

Practice 3

Work in pairs. Listen to the tape and complete the dialogue.

Baron, Dedi and Arul are having lunch in the canteen.

Baron : Our new English teacher just came from Cambridge. His name is Jonathan.

Arul : ¹_____?

Dedi : ²_____.

Baron : I heard he is a baseball coach, too.

Arul : ³_____? I don't know how to play baseball.

Dedi : ⁴_____?

Arul : No, I don't. Maybe I should join the baseball club.

Baron : Yes, I think you should.

Practice 4

Answer the following questions orally.

1. What is your hobby?
2. What do you do when holiday comes?

Practice 5

Listen to the tape. Then, fill in the following missing words while listening to the complete text.

How to Fall Asleep Easily

It is easy to fall asleep easily. Follow these ¹_____.
²_____, lay your body down in a comfortable sofa.
³_____, read something that entertain you. ⁴_____,
drink a glass of hot milk. ⁵_____, you'll feel so sleepy.
⁶_____, have a nice dream, no snoring, okay!

Practice 6

Work in pairs. Change the paragraph in Practice 5 into a dialogue. Some clues below will help you.

Nirina : I'm hardly to sleep lately, Indra. Can you help me?

Indra : Well, actually too much sleeping is not very good also. But, you know it's easy to fall asleep soon.

Nirina : Yes, tell me how.

Indra : _____

Nirina : _____ Indra. That's very helpful. I'll try.

UN Challenge

Fill in the blank with the suitable expression.

Mr Wilman : Mr Enoch, would you like to have dinner at my house this evening?

Mr Enoch : That sounds good.

Mr Wilman : Are you sure?

Mr Enoch : _____.

- I'm positive
- Fine, go ahead
- I'm afraid I can't
- No, I can't

Taken from *Ujian Nasional Bahasa Inggris*, 2007

Speaking

In this section, you will learn how to:

- ask for clarification;
- respond to a monologue in procedural form.

After learning the lesson in this section, you are expected to be able to:

- ask to clarification appropriately;
- do a monologue in the procedural form appropriately.

Practice 1




Answer the following questions orally.

- Are you a senior high school student?
- Are you a junior high school student?
- Do you like playing chess?
- What do you do after school?

Practice 2

Practise the dialogues.





Practice 3

In pairs, write short dialogues. Use the expressions of asking and giving clarification. Then practise them.

Practice 4

Answer the following questions orally.


1. Do you like to perform science experiments?
2. What is your opinion about science experiments?
3. Can you mention what experiment are categorized as science experiments?

Practice 5


Let's make an experiment. Prepare the materials and follow your teacher's instruction.

More about Sun Shine

You will need: a small ball
a torch



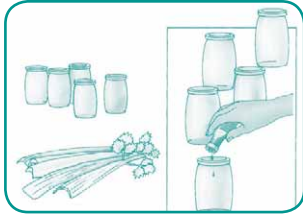
Hold the ball in one hand. Shine the torch beam directly on to the middle of the ball.



Source: *Young Scientist: The Planet Earth*, 2008

Now, look at how the light is shining at the bottom of the ball. This also shows how the sun shines in the polar regions.

Practice 6



Source: *Young Scientist: The Plant Life*, 2008

Pay attention to the procedure of an experiment below. Then practise the experiment with your friends.

How Water Moves into Plant's Body

You will need:

- red, blue, yellow, green, and orange food colouring:
- water:
- five small jars:
- five celery stalks.

1. Put two centimetres of water in each jar. Add a few drops of colouring, red in one jar, blue in the next, and so on.
2. Put a stick of celery in each jar, with the thicker end in the water. Leave the jars for two hours. When you come back, you'll see the celery has changed colour. You've made a rainbow salad!

Practice 7

Tell the class about your hobbies. These questions may help you.

- What is your hobby?
- Whom did you do it with?
- When do you usually do it?
- Where do you do it?
- What happened when you did it?

Examples:

My hobby is buying new books. Especially, encyclopedias or stories books. I usually goes to bookstore with my friends Adi, Heina and Rifki.

First of all, we make an appointment. Next, we go to bookstore. After that, I check new books in the store' data base that records in the computer. Then, I begin to search it in the racks. It is fun, you know. Those make me very pleased. We go home before dark.

Pronounce It!

Read these following phonetic transcriptions (consonants) after your teacher.

television	(n)	:/ˈtelɪvɪʒn/
leisure	(adj)	:/ˈleɪʒə/
pleasure	(adj)	:/ˈplɛʒə/
vision	(n)	:/ˈvɪʒn/
garage	(n)	:/ˈgærɑːʒ/

Grammar Stage

Do and Does

- Do and does indicate daily activities. They are habitual actions.
- Negative forms for first person and plural third persons use *don't* or *do not* and for the interrogative form use *do*.
 - I don't go to school at 06:00
I go at 06:30.
 - Do they have a pet?
Yes, they do.
 - Do they keep a dog?
No, they don't.
- Negative forms for singular third persons use *doesn't* or *does not* and for the interrogative use *does*.
 - Does she have a dog?
No, she doesn't.
 - She doesn't have a dog.
 - He doesn't go to school at 06:00.
He goes at 06:15.
 - Does she have a cat?
Yes, she does. She has a cat.

Practice 8

Fill in the blanks with *do*, *does*, *don't* or *doesn't*.

- _____ they like sport? Yes, they _____.
- _____ he get up at 5? No, he _____.
- _____ Nina like oranges? Yes, she _____.
- _____ Sonia and Adi have a bike? No, they _____.
- _____ you usually go picnic on Sunday?
- She _____ need a pen. She needs a pencil.

7. Dian and Aris _____ like apples. They like oranges.
8. Andi _____ want ice cream. He wants mango juice.
9. We _____ buy coffee. We buy sugar.
10. I _____ like chocolate. I like candies.

Practice 9

Write two sentences for each number given. Then say it.

Example : He/want/to eat/to drink.
 He doesn't want to eat.
 He wants to drink.

1. She/need/a pen/a pencil.
2. Andi and Hendra/play/basketball/volleyball.
3. That man/speak/English/French.
4. My sister/study/laws economics.
5. We/look after/dogs/birds.

Reading

In this section, you will learn how to:

- read aloud a procedural text.

After learning the lesson in this section, you are expected to be able to:

- read aloud a procedural text appropriately.

Practice 1

Look at the picture then answer the questions orally.



Source: *The World Book Student Discovery Encyclopedia*, 2006


Practice 2

1. What is he doing?
2. Do you like the activity, too?
3. Is it your hobby?
4. Can you tell the class why or why not you like/dislike doing a natural experiment?
5. Is it for kids?

Read the following text carefully.

Drawing Insects

You will need: a pencil
a piece of paper



1. An insect's body has three parts, so start by drawing three simple shapes. Add small circles for the eyes.



2. An insect has six legs. When you draw the legs, remember that the back legs are longer than the front ones.



3. Draw an antenna on their head and wings on their thorax.
4. Name your insect!

Source: *Young Scientist: The Plant Life*, 2008

Practice 3

Work in pairs to discuss and answer the following questions.

1. What do we do first?
2. Where should we put the eyes?
3. What must you remember when you draw the legs?
4. What should we draw on their thorax?
5. What is the last step?

Practice 4

Arrange the following jumbled sentences into correct paragraph.

Create a Menu Games



Source: CD Image

Things you should prepare:

Paper

Pen/coloured pencil

- a. After that, arrange what we normally see on a menu. Such as, lists of food, price, name of restaurant etc).
- b. Finally, choose the best one with the help of your teacher. The highest score should present their menu in front of the class.
- c. Next, choose your restaurant specialities. Examples, European food, Sundanese food, Japanese food, Manado food, Italian food, Padang food, etc.
- d. First of all, you should be familiar with some basic food vocabulary.
- e. Then, design the menu and decide on prices. Set a time limit.

Taken from: *Make English Fun Volume 2, 2003*

Writing

In this section, you will learn how to:

- write a procedural text.

After learning the lesson in this section, you are expected to be able to:

- write a procedural text appropriately.

Practice

1

Answer the following questions orally.

1. Do you like collecting?
2. Where did you put your collection?
3. What about using a scrapbook? Do you know what a scrapbook is?

Practice

2

Read the following text carefully.

Making Scrapbook

Scrapbook is a book with empty pages where you can stick pictures, newspaper articles, or other things you want to keep. You can use drawing books or you can make your own scrapbook by using HVS paper. Stick your HVS paper together with strong paper glue, use your creativity to create it's cover.

These are some steps how to make scrapbook. First of all, prepare for about 10 sheets of HVS paper, paper glue 1, thick paper (for its cover), some stickers, pictures or other accessories. Step one, glue together all the HVS paper on it's left side or on side. Glue it for about 2 cm on each side you choose (left or top). Step two, make the cover. Stick all the accessories you have chosen to the front cover, then stick it to the HVS. Your scrapbook is ready to use.

Log On

See more examples of scrapbooks to help you make your own scrapbook on this website:

www.scrapbook.com/gallery/layout/0/-1.html

Rearrange this jumbled text. Do it in pairs.

How to Make Oriental Fried Rice



Source: *Farm1.static.flickr.com*

Preparations:

1. Cut up meatballs and chicken fillet into small pieces.
2. Grind together garlic, pepper and salt.
3. Break in and stir in one or two eggs.
4. To make oriental fried rice, you will need a plate of rice, meatballs, eggs, leeks, chicken fillet, frozen green peas soaked in hot water, garlic, pepper and salt, and a spoonful of oyster sauce.
5. Chop up the leeks into very small pieces.

How to make it:

- a. Then, pour the eggs and green peas.
- b. After that, pour the ground garlic, pepper and salt, adds a spoonful of oyster sauce. Put the leeks into the mixture and a plate of rice.
- c. First of all, fry the chicken fillet and meatballs. Stir the mixture well.
- d. Finally, serve oriental fried rice on a plate with hot sauce, if you like.

Taken from: *Farm1.static.flickr.com*

Follow-up Activity

Make a simple meal. Write the recipe, including its ingredients. Share your recipe with your friends. Then, try out your friend's recipe. Happy cooking, little chef!

Practice 4

Answer the following questions based on the text in Practice 3.

1. What do we do first?
2. What ingredients must we prepare?
3. Why must we grind garlic, pepper and salt together?
4. What do you do with frozen green peas?
5. How do you chop up the onion leaf?

Practice 5

Complete the following sentences with the words in the box.

fry	grind	garnish
chop	heat	grill
cut	peel	cook
	bake	

1. Father _____ beef and fish in the yard.
2. Don't forget to _____ the fried rice with cucumber, lettuce and tomato.
3. Be careful when you _____ onions, the knife is very sharp.
4. _____ up garlic into a very thin pieces.
5. _____ up vegetables into small pieces.
6. _____ the oil in a frying pan.
7. Mrs Woro is very famous for her delicious _____ d brownies.
8. _____ the spices until aromatic.
9. At twelve o'clock, you must _____ rice for lunch.
10. _____ together onion, chillies and *terasi*.

Practice 6

Compose your own procedural text. The topic is up to you. Remember the rhetorical steps of a procedural text.

Learning Essential

- Language Function
 - ▶ Asking clarification
 - I beg your pardon? Please repeat what you said.
 - Did you say one kilogram or two kilograms?
- Genre of Text: Procedure
 - ▶ Social function: To describe how something is accomplished through a sequence of actions or steps
 - ▶ Generic structure:
 - Goal
 - Materials (not required for all procedural texts)
 - Steps (i.e., goal followed by a series of steps for achieving the goal)

Example:

- Put two centimetres of water in each jar. Add a few drops of colouring, red in one jar, blue in the next, and so on. Put a stick of celery in each jar, with

- Grammar: Do and Does

Examples:

- Rina *goes* to a swimming pool.
- She *doesn't go* to a swimming pool.
- *Does* Rina go to a swimming pool?

Learning Review

After studying all subjects in this chapter, answer the following questions.

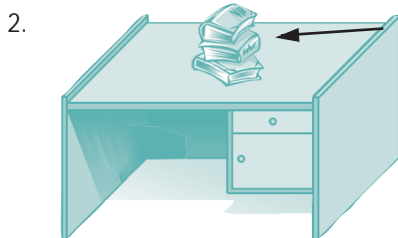
1. What have you learnt in this chapter?
2. Your teacher is explaining the use of *do* and *does*. You don't understand it. What do you say to express it?

If you find some difficulties while answering the questions, you can learn the subjects once more or you may consult your teacher.

Exercise of Chapters 5-8

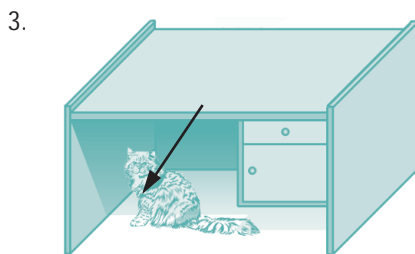
Choose either a, b, c, or d for the right answer.

- Rasty : Do you like hamburger?
Dika : _____ hamburger.
a. I don't know
b. I can't stand
c. I enjoy
d. It's good?



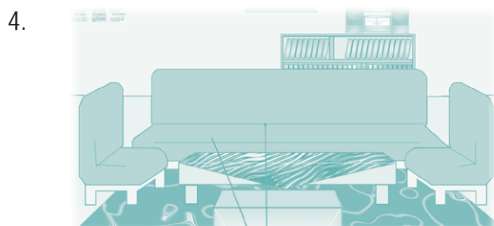
The books are _____ the table.

- in
- at
- on
- behind



The cat is _____ the table.

- under
- in
- on
- at



The bookshelf is _____ the sofa.

- under
- at
- behind
- in front of

- Ima : Do you like to read comics?

Eka : Yes, _____.

- I think so
- I don't know
- I don't like it
- I like it a lot

- Susan is Mr Surya's daughter.

Mr Surya is Susan's _____.

- uncle
- father
- grandfather
- son

- Sigit is Wawan's nephew.

Wawan is Sigit's _____.

- father
- brother
- mother
- uncle

- Evi is Arif's sister.

Arif is Evi's _____.

- father
- brother
- mother
- uncle

-



A : What time is it?

B : It's _____.

- a. five fifteen
- b. fifteen to five
- c. five forty-five
- d. five thirty

10.



A : What time is it?

B : It's _____.

- a. three thirty
- b. three twenty
- c. three fourty
- d. three twenty-five

11. My sister _____ I went to the mall.

- a. and
- b. but
- c. except
- d. with

Read the text carefully. Questions 12 to 16 are about Text 1.

Text 1

My Family

My name is Randi. I am an SMP student. I live on Jalan Suryakanta. My father's name is Mr. Rahman. He works in a hospital. He is a doctor. My mother is a teacher.

My parents have three children. Ely, the eldest, works as a programmer in a private company. Wulan is my sister. We are students. She goes to SMA 3.

12. Who is Randi?

- a. He is an SMA student.
- b. He is a teacher.
- c. He is a doctor.
- d. He is an SMP student.

13. How many people are there in Mr. Rahman's family?

- a. five
- b. four
- c. three
- d. two

14. What is Randi's mother?

- a. She is a programmer.
- b. She is a teacher.
- c. She is a student.
- d. She is a doctor.

15. How many children does Mr. Rahman have?

- a. two
- b. three
- c. four
- d. five

16. The main idea of the second paragraph is about _____.

- a. the children in the family
- b. The jobs in the family
- c. The parents' job
- d. The education

17. A person who covers news is a _____.

- a. speaker
- b. trainer
- c. journalist
- d. nurse

18. A doctor works in a _____.

- a. hospital
- b. company
- c. radio station
- d. train

19. A chef works in a _____.

- a. hospital
- b. school
- c. office
- d. restaurant

20. A mechanic works in a _____.

- a. travel agency
- b. newspaper
- c. office
- d. workshop

Read the text carefully. Questions 21 to 25 are about Text 2.

Text 2

Tomato Soup

- 4 large tomatoes
- 1 small onion
- 8 cups water
- small clove garlic
- spices
- ½ teaspoon salt
- ¼ teaspoon pepper
- ¼ teaspoon butter

1. Fry tomatoes, onion, and garlic in a pan with butter for five minutes.
 2. Add water, spices, salt, and pepper.
 3. Heat until the water boils.
 4. Turn down the heat and cover the lid.
 5. Cook for one hour.
21. What is kind of the text above?
 - a. Narrative.
 - b. Recount.
 - c. Monologue.
 - d. Procedure.
 22. How many tomatoes are needed for tomato soup?
 - a. 4 large tomatoes
 - b. 4 small tomatoes
 - c. 1 large tomato
 - d. 1 small tomato
 23. How much water is needed for tomato soup?
 - a. 1 cup of water
 - b. 8 cups of water
 - c. 5 cups of water
 - d. 2 cups of water
 24. After frying the ingredients in a pan what is the next step?
 - a. Turn down the heat.
 - b. Heat until the water boils.
 - c. Add water, spices, salt, and pepper.
 - d. Cook for one hour.

25. What is the last step when making tomato soup?
 - a. Cook for one hour.
 - b. Fry the ingredients in a pan.
 - c. Heat until the water boils.
 - d. Put stock into a pan.
26. Rano : Is it correct that an earthquake happened last night?
Ani : _____.
 - a. Really?
 - b. No, I didn't?
 - c. Yes, it's correct
 - d. Yes, I do
27. Mother : Can you get me some tomatoes from the refrigerator?
Ricky : _____.
 - a. Really?
 - b. Yes, that's right
 - c. Yes, sure, Mom
 - d. No, thanks
28. Mother : _____.
Dikdik : Here you are, Mom.
 - a. Give me some sugar
 - b. Do you ever go to the zoo?
 - c. Yes, that's right
 - d. Are you sure?
29. It's raining _____.
 - a. heavily
 - b. badly
 - c. nervously
 - d. carefully
30. Listen _____!
 - a. badly
 - b. heavily
 - c. nervously
 - d. carefully
31. She drives very _____.
 - a. hardly
 - b. slowly
 - c. well
 - d. suddenly

Read the text carefully. Questions 32 to 36 are about Text 3.

Text 3

I have a friend named Indra. He is a very fat person. His hobby is eating. He likes all kinds of foods. He eats everything in front of him. His weight is 95 kilograms. He has a very chubby cheek. His family and friends like him very much.

32. I have a friend named _____.
- a. Indra c. Liza
b. Andri d. Anto
33. What is his hobby?
- a. Swimming.
b. Eating.
c. Travelling.
d. Playing.
34. How much does he weigh?
- a. 70 kg. c. 60 kg.
b. 95 kg. d. 50 kg.
35. He has a very _____.
- a. beautiful face
b. chubby cheek
c. nice attitude
d. handsome face
36. He is a very _____ person.
- a. nice
b. fat
c. good
d. handsome
37. A : Does she like reading?
B : Yes, she _____.
- a. do c. does
b. don't d. doesn't
38. A : Do you have any sugar?
B : No, I _____.
- a. do c. does
b. don't d. doesn't
39. A : Does your sister read the newspaper?
B : _____. She reads a book.
- a. No, she does
b. No, she doesn't
c. No, she do
d. No, she don't

40. A : _____.
- B : Cooking is my hobby.
- a. What are you making?
b. What are you cooking?
c. What is your hobby?
d. Who is cooking?

Read the dialogue then answer the questions.

- Anto : What is your hobby?
Rian : My hobby is riding a bicycle. And yours?
Anto : I like jogging. When do you ride your bike?
Rian : I usually do it on Sundays.
Anto : Does it make you healthier?
Rian : Yes, of course. Riding a bicycle can strengthen the heart and lungs.
41. What is Anto's hobby?
42. When does Rian usually ride his bike?
43. Can bicycling strengthen the heart and lungs?

Find the words that are related each other.

A	B
44. sailor	a. hair
45. waitress	b. wood
46. carpenter	c. flower
47. barber	d. sea
48. florist	e. food
49. announcer	f. meat
50. nurse	g. sunglasses
51. typist	h. news
52. butcher	i. patient
53. optician	j. typewriter

Change the words in brackets into the correct form.

54. I (go) to school every day.
55. Eric (dance) very well.

Final Evaluation

A. Choose either a, b, c, or d for the correct answer.

1. A : Hi, Jane, how are you?
B : _____, how are you?
A : I'm OK.
a. How do you do
b. Fine thanks
c. Good morning
d. Yes, I am
2. A : Jane, this is Romeo. Romeo, this is Jane?
B : How do you do, Romeo?
C : _____.
a. How are you, Jane?
b. How do you do, Jane?
c. What do you do, Jane?
d. I'm fine, thanks.
3. A : What's your _____?
B : My name's Alan.
a. job
b. phone number
c. address
d. name
4. A : Where are you from?
B : _____.
a. My name's Mike
b. I'm from Banjarmasin
c. I'm Charlie
d. How do you do?
5. A : What's your job?
B : _____.
a. I'm a student
b. He's an engineer
c. I'm fine, thank you
d. He's from Mataram
6. A : Hi, Dian. Are you coming to the football game?
B : Hi, Kwan. Yes, I'm coming to the game.
A : OK, then. See you there. Bye.
B : _____.
7. a. OK
b. Hello
c. Good morning
d. Bye
A : Hello, Mom.
B : Hello, Dian. Why are you still awake?
A : I'm finishing my homework.
B : All right. But don't sleep late.
A : OK, Mom. Good night.
B : _____.
a. Good evening
b. Good morning
c. Good night
d. Goodbye
8. A : Excuse me. Do you know where Mr Murphy's house is?
B : _____.
a. Oh, I see. Thank you
b. You're welcome
c. Which one?
d. Of course. It is in front of the fruit stall
9. Sani: Adi, can I borrow your pencil?
Adi : Sure, here it is.
Sani: Thank you.
Adi : _____.
a. I'm sorry
b. Don't mention it
c. Thank you
d. That's OK
10. Mother : Erli, Did you break the plate?
Erli : Yes, I did. I'm very sorry, Mom.
Mother : _____.
a. I'm sorry, too
b. That's quite all right
c. Don't mention it
d. You're welcome

11. Teacher : Dani, open the window, please.
Dani : _____.
- Don't mention it
 - OK, Sir. Thank you
 - I'm sorry, Sir
 - Yes, Sir
12. A : What time is it?
B : _____.
C : I asked you what time it is.
- Come on
 - All right
 - Please
 - Excuse me?
13. A : Do you like to play games?
B : _____.
A : What game do you like?
B : I am very fond of flying kites.
- No, I don't
 - Yes, I'm fine
 - Yes, I like it a lot
 - I can't stand it
14. A : What do you think about my new dress?
B : _____ it looks good on you.
- I know
 - I think
 - It's good
 - I think it's a good idea
15. A : Hello.
B : Hello. Can I have this magazine, please?
A : That's 10,000 rupiahs, please.
A : Here you are.
B : _____.
- Don't mention it
 - Never mind
 - Thank you
 - Goodbye
16. A : Did you call me last night?
B : No, I didn't.
A : _____.
B : Yes, I'm sure
- Are you all right?
 - Are you OK?
 - Are you fine?
 - Are you sure?
17. A : Let's go to the city park.
B : It's closed.
A : Are you sure?
B : _____. Adi told me so.
- Well, I'm sure
 - Yes, I'm fine
 - I'm all right
 - I'm okay
18. A : Are you Sammy?
B : _____. I'm Pieter.
- She isn't
 - Yes, I am
 - No, I am not
 - Yes, he is
19. A : Do you get up at 4 every morning?
B : _____.
A : What time do you get up.
B : I get up at 4.30 every morning.
- No, I don't get up at 4
 - Yes, I get up at 4
 - No, she doesn't get up at 4
 - Yes, she gets up at 4
20. A : Hello. I _____ Katrin.
B : Hi, my name _____ Mei Lan.
- am - are
 - am - am
 - am - is
 - is - am
21. What _____ your name?
- are
 - am
 - is
 - was
22. Hello, _____'m William.
- I
 - he
 - she
 - it
- 23.



- A : What's the time?
B : _____.
- It's quarter to eleven.
 - It's quarter past eleven.
 - It's quarter past twelve.
 - It's half past eleven.

24. A : What's the time?
 B : It's twenty five to six.
 a.



b.



c.



d.



25. Susan has breakfast in _____.
 a. the bathroom
 b. the dining room
 c. the bedroom
 d. the living room

26. You receive guests in _____.
 a. the living room
 b. the dining room
 c. the bedroom
 d. the bathroom

27. We usually cook food in _____.
 a. the bathroom
 b. the bedroom
 c. the kitchen
 d. the living room

28. We _____ in the living room.
 a. eat dinner
 b. watch TV
 c. sleep
 d. take a bath

Read the following text to answer questions 29—34.

My name is Janis. I am twelve years old. I live in Genuk Krajan, Semarang. Here are the names of my friends, their ages and addresses.

Name	Sex	Age	Address
Teto	Boy	11 years	18, Genuk Perbalan, Semarang
Laras	Girl	12 years	74, Jalan Menur, Semarang
Tamtam	Boy	12 years	6, Jalan Kamboja, Semarang
Tammy	Girl	10 years	11, Jalan Mataram, Semarang
Aini	Girl	10 years	3, Pegulon Indah, Kendal
Ulil	Boy	11 years	27, Genuk Krajan, Semarang
Guntur	Boy	12 years	20, Genuk Perbalan, Semarang

29. How old is Janis?
 She is _____ years old.
 a. 10 c. 12
 b. 11 d. 13

30. Tamtam lives at _____.
 a. 18, Genuk Perbalan, Semarang
 b. 74, Jalan Menur, Semarang
 c. 3, Pegulon Indah, Kendal
 d. 6, Jalan Kamboja, Semarang

31. Who lives next to each other?
- Teto and Laras.
 - Teto and Guntur.
 - Tamtam and Tammy.
 - Aini and Ulil

32. Tammy and Aini are _____.
- ten years old
 - eleven years old
 - twelve years old
 - thirteen years old

33. Who lives near Janis?
- Ulil.
 - Guntur.
 - Laras.
 - Tamtam.

34. Do you _____ to eat vegetable?
- likes
 - like
 - liked
 - to like

35. The children of my aunt and uncle are my _____.
- daughters
 - sons
 - cousins
 - brothers

36. My cousins' father is my _____.
- father
 - mother
 - aunt
 - uncle

37. My cousins' mother is my _____.
- father
 - mother
 - aunt
 - uncle



What is the girl doing?

- She is reading a book.
- She is reading a magazine.
- She is reading a newspaper.
- She is writing a letter.



What is the boy doing?

- He is mopping the floor.
- He is cleaning the bathtub.
- He is cutting the grass.
- He is sweeping the yard.



The sign means "_____".

- Don't be noisy please.
- Don't take the photographs.
- Don't bring pets
- Keep off the grass.

Read the text to answer questions 41—45.

I am Kenny. I am in year 1 SMP Puring. I go to school on foot. I wear a uniform to school. I wear a white shirt and a pair of blue shorts. I wear a badge too. I like to wear a T-shirt and a pair of shorts at home. I like to wear slippers, too.

Text by Artono Wardiman

41. What does Kenny wear to school?
- He wears _____ to school.
- a uniform
 - slippers

- c. a T-shirt
d. sandals
42. What does Kenny like to wear at home?
He like to wear T-shirt, a pair of shorts and _____.
- a. shoes
b. slippers
c. a hat
d. a tie
43. Kenny goes to _____.
- a. SMA Puring.
b. SMP Puring.
c. Puring University.
d. hospital.
44. Why does Kenny wear a badge?
- a. To look smart.
b. To be neat and tidy.
c. To show which school he is studying in.
d. To seem cute.
45. Kenny goes to school _____.
- a. by bus
b. by bicycle
c. by motorcycle
d. on foot
46. What does Mr. Jackson do?
He is _____.
- a. a father
b. a teacher
c. a student
d. a house maid
47. Where do the Jacksons stay?
- a. In Denpasar
b. In Bantul
c. In Medan
d. In America
48. "She comes from Medan." (line 3)
The underlined word refers to Mr. Jackson's _____.
- a. teacher
b. daughter
c. student
d. wife
49. Mr. Jackson's house is made of wood.
The sentence means _____.
- a. Mr. Jackson is a carpenter
b. Mr. Jackson likes to collect wood
c. The materials of Mr. Jackson's house are from wood
d. There is a lot of woods in Mr. Jackson's house.
50. Mr. Jackson's house has _____.
- a. a kitchen and a private room
b. a living room and a garage room
c. a living room and a bathroom
d. a bedroom and a prayer room

Read the text to answer questions 46—50.

The Jackson Family

Mr. Jackson is an American teacher, but he lives and works in Denpasar. He teaches English at SMP 8. He is a very good teacher. His students like him.

His wife is an Indonesian. She comes from Medan. They have one son and one daughter. The children go to a primary school.

Mr. Jackson's house is made of wood. It has five rooms: a kitchen, a bathroom, a living room and two bedrooms. The Jacksons have a house maid to help Mrs. Jackson to do the house work. The maid comes from Bantul.

Taken from *Ujian Nasional Bahasa Inggris, 2002–2003*

B. Rearrange the sentences to make a good procedural text.

1. Pour 250cc of hot water, stir well.
2. Wait about 3 minutes until the porridge thickens.
3. Empty instant porridge and chicken powder into a bowl.
4. Superporridge is ready to serve.
5. Add soy sauce, chili sauce, crackers and shallots.

C. Read Maya's schedule and answer the questions.



1. What does Maya do on Friday?
2. When does Maya have her English tuition class?
3. Who does Maya visit on Sunday?
4. Why is Maya not able to play basketball with Adi on Tuesday?
5. If Adi wants to visit Maya, which is the best day?

Bibliography

- Badan Standar Nasional Pendidikan. 2006. *Standar Isi*. Jakarta: Departemen Pendidikan Nasional.
- Blaanchard, Karen and Root, Christine. 1998. *Get Ready to Write a Beginning of Writing Text*. New York: Addison Wesley Longman, Inc.
- Comber, Leon and Charles Shuttleworth. 2000. *Favourite Stories from Taiwan*. Bandung: Remaja Rosdakarya.
- Habeyb, S.F. 2000. *Selected Fables*. Jakarta: Buana Ilmu Populer Kelompok Gramedia.
- Hartman, Pamela and James Mentel. 2002. *Interaction Access: Reading/Writing*. Forth Edition. New York: McGraw - Hill Contemporary.
- Kendall, Diana. 2001. *Sociology in Our Times*. Third Edition. Belmont: Wadsworth/Thomson Learning.
- McKie, Anne. 2002. *50 Bedtime Stories, The Perfect Way to End Your Day*. Linden, NJ: Grandreams Books.
- Monteiro, Irene-Anne and Jenny Watson. 2000. *Favourite Stories from Singapore*. Bandung: Remaja Rosdakarya.
- Oxford Advance Learner's Dictionary*. 2005. Oxford: Oxford University Press.
- The Book of Knowledge*. 2007. London: Grolier Incorporated Danbury.
- The World Book Dictionary*. 2007. Chicago: World Book.
- The World Book Student Discovery Encyclopedia*. 2006. Chicago: World Book.
- Wardiman, Artono. 2005. *Make Yourself a Master of English for Grade VII Junior High School (SMP/MTs)*. Jakarta: PT Setia Purna Inves.
- Whitney, Norman. 2001. *Dream Team. Student's Book 1*. Kuala Lumpur: Oxford University Press.
- Young Scientist: Animals without Backbones*. 2008. Chicago: World Book.
- Young Scientist: The Living World*. 2008. Chicago: World Book.
- Young Scientist: The Planet Earth*. 2008. Chicago: World Book.
- Young Scientist: The Planet Life*. 2008. Chicago: World Book.

Photo Credits

Chapter 1

1. *Publisher's Documentation* • 1

Chapter 2

1. *Publisher's Documentation* • 24
2. *CD Image* • 29, 30
3. *Kamus Visual, 2007* • 35

Chapter 3

1. *Publisher's Documentation* • 39, 42, 43, 44, 47

Chapter 4

1. *Publisher's Documentation* • 57
2. *www.maxpezzalinetwork* • 68
3. *UPSR, 2001* • 70
4. *www.recipetips.com* • 71

Chapter 5

1. *Publisher's Documentation* • 83
2. *Kamus Visual, 2007, CD Image* • 85
3. *bukubukuuu.files.wordpress.com* • 85
4. *Kamus Visual, 2007* • 87
5. *akuininghijau.files.wordpress.com* • 90
6. *img83.imageshack.us* • 90

Chapter 6

1. *gunawan.bo-tak.info* • 101
2. *Stockbyte* • 103, 107
3. *www.lacc.com, www.rs-gandaria.com* • 104
4. *Stockbyte, brucefong.files.wordpress.com* • 107
5. *www.kapanlagi.com* • 108
6. *Cavendish College London, 2005* • 116

Chapter 7

1. *Publisher's Documentation* • 123, 125, 126, 135
2. *CD Image* • 129
3. *www.gamewallpapers.com* • 137

Chapter 8

1. *prasetya brawijaya.ac.id* • 139
2. *Microsoft Encarta Reference Library, 2005* • 140
3. *img.photobucket.com* • 141
4. *Young Scientist: The Plant Life, 2008* • 145, 146, 149
5. *The World Book Student Discovery Encyclopedia, 2006* • 148
6. *CD Image* • 148, 150
7. *Farm1.static.flickr.com* • 152

Glossary

abbreviation /ə'brɪ:vɪ'eɪʃn/	: <i>kependekan singkatan</i>
announcement /ə'naʊnsmənt/	: <i>pengumuman</i>
apologize /ə'pɒlədʒaɪz/	: <i>minta maaf</i>
breathe /brɪ:θ/	: <i>bernapas</i>
butcher /'bʊtʃə/	: <i>penjual daging</i>
ceiling /'s:ɪŋ/	: <i>langit-langit</i>
compulsory /kəm'pʌlsəri/	: <i>wajib</i>
conversation /'kɒnvə'seɪʃn/	: <i>percakapan</i>
desert /'dezət/	: <i>padang pasir</i>
dessert /de'zɜ:t/	: <i>makanan penutup</i>
device /drɪ'vaɪs/	: <i>peralatan</i>
effort /'efət/	: <i>usaha</i>
equivalent /rɪ'kwɪvələnt/	: <i>persamaan</i>
essential /ɪ'senʃl/	: <i>penting</i>
flight attendant /flaɪt ətendənt/	: <i>pramugari/ra</i>
forehead /fɔ:hed/	: <i>dahi</i>
garage /'gærɑ:dʒ/	: <i>garasi</i>
grasshopper /'grɑ:ʃhɒpə/	: <i>belalang</i>
hibiscus /hɪ'bɪskəs/	: <i>kembang sepatu</i>
honest /'hɒnɪst/	: <i>jujur</i>
identity /aɪdɪntə'tɪ/	: <i>tanda pengenal</i>
individual /'ɪndɪ'vɪdʒəl/	: <i>perorangan</i>
joy (n) /dʒɔɪ/	: <i>kegembiraan</i>
joyful (adj) /dʒɔɪfʊl/	: <i>penuh kegembiraan</i>
lazy /'leɪzɪ/	: <i>malas</i>
lungs /lʌŋz/	: <i>paru-paru</i>
mixture /'mɪkstʃə/	: <i>campuran</i>
moustache /mə'sta:ʃ/	: <i>kumis</i>
napkin /'næpkɪn/	: <i>serbet</i>
nostril /'nɒstrəl/	: <i>lubang hidung</i>
obey /ə'beɪ/	: <i>patuh, menurut</i>
optional /'ɒpʃənəl/	: <i>merupakan pilihan</i>
pick up /pɪk ʌp/	: <i>jemput</i>
settee /ʃe'ti:/	: <i>sofa</i>
shears /ʃɪəz/	: <i>gunting besar</i>
shiver /'ʃɪvə/	: <i>menggigil</i>
son-in-law /sʌn ɪn lɔ:/	: <i>menantu laki-laki</i>
starve /stɑ:v/	: <i>lapar (hungry)</i>
throat /θrəʊt/	: <i>tenggorokan, kerongkongan</i>
twinkle /'twɪŋkl/	: <i>kejap</i>
ungrateful /ʌn'ɡreɪtfl/	: <i>tidak tahu terima kasih</i>
vessel /'vesl/	: <i>tempat (untuk zat cair)</i>
wheelbarrow /wi:l 'bærəʊ/	: <i>gerobak</i>
wisely /waɪzli/	: <i>dengan bijaksana</i>
yellowish /'jeləʊʃ/	: <i>kekuning-kuningan</i>

Index

Index of Expressions

- Asking and giving opinion 86, 84, 89, 90, 91
- Asking and giving information 23, 28
- Asking and giving a fact 124, 127, 128
- Asking and giving something 102, 103, 105, 106
- Asking clarification 140, 143, 144
- Bargaining 68, 69
- Command and prohibition 40, 41, 42, 43, 44, 46, 47, 48
- Expressing likes and dislikes 88, 89
- Expressing apology 21, 22, 23, 25
- Expressing gratitude 20, 21, 23, 26
- Expressing politeness 58, 61, 64
- Greeting and introduction 3, 4, 5, 6, 7, 8, 10, 15

Index of Grammar

- Adverb 130
- Adjective 77
- Do/Does 147
- Preposition 91
- There is/There are 37
- To Be 16
- Simple Present Tense 112

Index of Texts

- Descriptive Text 13, 30, 32, 33, 35, 36, 49, 50, 59, 63, 94, 95, 104, 110, 111, 113, 119, 120, 156, 158, 162, 163,
- Functional Text 14, 15, 16, 54, 65, 70, 72
- Procedure Text 123, 124, 126, 127, 128, 129, 131, 132, 133, 134, 135, 142, 145, 146, 149, 151, 152, 157,

Index of Authors

- Kate Wakeman, Danae Kozanoglou 102
- Stuart Watson, Carolyn Sulaeman 148
- Wardiman, Artono 111, 128, 140, 151, 162

Listening Script

Chapter 1 What Is Your Name?

Practice 4

Lira is new in the neighbourhood

1. Tony : Hi. My name is Tony.
Lira : Hi. My name is Lira.
Tony : You are the new neighbour, right?
Lira : Yes, I am. I just moved in yesterday.
Tony : Welcome to the neighbourhood. Well, I have to go to the bookstore. See you.

Lira : OK. See you!

2. *Eka meets a girl at a camping site.*

Eka : Hello. I'm Eka. What is your name?
Riska : Hello. I'm Riska. Which group do you come from?
Eka : I am from the Eagle group. You are from the Bear group, right?

Riska : Yes, that is right. Well, nice to meet you, Eka.

Eka : Nice to meet you, too, Riska.

3. *Alam meets his teacher, Mr Wijaya on the way home from school.*

Alam : Good afternoon, Mr Wijaya.

Mr Wijaya : Oh, Alam. Good afternoon. How are you?

Alam : I'm fine, Sir. Thank you.

Mr Wijaya : Well, take care, OK?

Alam : Of course, Sir.

Mr Wijaya : Goodbye, Alam.

Alam : Goodbye, Sir.

4. *Ella is on her way home from the movie theatre. She meets Sigit.*

Ella : Good evening, Sigit.

Sigit : Good evening, Ella. What was the film like?

Ella : It was interesting.

Sigit : Well. It's getting late. I have to go home now. Good night.

Ella : Me, too. Good night.

Practice 6

1. *Arif and Susan are playmates.*

Arif : Hi, Susan! How are you?

Susan : Hi, Arif! I'm fine, thanks. And you?

Arif : I'm fine, thanks. Are you coming to Rini's birthday party tonight?

Susan : Of course I'm coming.

Arif : OK, then. I'll meet you there. Bye.

Susan : Bye.

2. *Andy is a new student.*

Andy : Good morning. I'm Andy.

Yola : Good morning. I'm Yola. Are you a new student?

Andy : Yes, I am. I'm in 1H.

Yola : Then, we are classmates. I'm going to the library. Do you want to join me?

Andy : I'm sorry, I can't.

Yola : OK, then. See you in the classroom.

Andy : See you.

Chapter 2 Things around Us

Practice 3

1. Father : Could you turn off the light, Edi?
Edi : Of course.
Father : Thank you.
Edi : You are welcome.
2. Grandmother : Can you bring me a glass of water?
Sopie : Here it is.
Grandmother : Thank you, Dear.
Sopie : My pleasure.
3. Kasih : Did you see my novel?
I lost it yesterday.
Mila : I'm sorry, I don't.
Kasih : Never mind.

Practice 6

1. Mrs Sugawa : Okan, where is my shoes?
Okan : Your shoes is under the table.
2. Mr Felani : Dear, do you see my book?
Mrs Felani : Your book is on the table.
3. Lisa : Dion, where is Spot?
Dion : Spot is on the chair.
4. Fikar : Lola, where are you?
Ina : Behind the chair.
5. Eli : Do you see my brooch?
Aya : Your brooch is beside piles of books.
6. Soleh : Anti, do you know where the pen is?
Anti : The pen is inside the book.

Chapter 3 Let's Go to School

1. Teacher : Do you know what time it is?
Anwar : It's 8:30 o'clock, Ma'am.
Teacher : Do you know the time of the class begins?
Anwar : Yes. It's 8:00. Ma'am.
Teacher : That means you are late. Next time, don't be late.
Anwar : Yes, Ma'am.
2. Police : Why do you put your child sits in front you?
Do you know that it can be dangerous? And you also don't wear a helmet to your child?
Mr Kemas : I'm sorry, Sir, I must drop my children at school. They are already late.
Police : Don't give me any reason, you've broken the law. Don't break the rules anymore.
Mr Kemas : All right, Thank you.
Police : Next time use a helmet and your child must sit at the back. Don't put your family in danger.
3. Teacher : Hey, Andi. Are you sleeping?
Andi : Oh...mmm...sorry, Ma'am.
Teacher : Don't sleep in the class next time, OK.
Andi : Yes Ma'am, I will.

4. Ms Dian : Rino, what are you doing?
 Rino : I'm typing on the computer, Miss. Is there a problem?
 Ms Dian : Yes, the computer will be repaired because it is full of viruses.
 Rino : Oh, I see.
 Ms Dian : Don't use *that computer*.

Chapter 4 What Should I Buy?

Practice 2

- Ms Wati : *Excuse me.*
 Assistant : Yes, Miss, can I help you?
 Ms Wati : Yes, I'm looking for a T-shirt.
 Assistant : We've got some T-shirts over here. What colour are you looking for?
 Ms Wati : This blue one is nice.
 Assistant : Pardon?
 Ms Wati : I said this blue one is nice.
 Assistant : Yes it is. Is it for yourself?
 Ms Wati : Yes it is. Can I try it on, *please*?
 Assistant : Yes, certainly Miss.
 Ms Wati : No, it's too big. It doesn't fit me. Have you got one in a smaller size?
 Assistant : No, I'm afraid not. What about the green one?
 Ms Wati : No, I don't like the colour. Green doesn't suit me. OK, I'll leave it. Thank you.
 Assistant : Goodbye.

Practice 5

- Selvi : Which one should I buy?
 Rina : Well, the short-sleeved shirt looks quite nice. The long-sleeved shirt makes you look more mature.
 Selvi : Both of them are very nice.
 Rina : The long-sleeved shirt comes in four different colours to choose.
 Selvi : But it's far more expensive than the flowery shirt.
 Rina : That's because it is made of silk.
 Selvi : I will think about it before I buy.
 Rina : OK.

Practice 7

I would buy sleeves because it will cover my arm from sunlight. The sleeves must have bright colour, such as yellow, orange or red. When I buy sleeves, I also consider its price at least it's reasonable enough.

Chapter 5

My Family

Practice 3

- Lea : Do you know that Jimmy has a new car?
 Gito : Yes, I think it's a nice car. What do you think?
 Lea : I don't know. Don't you think it's too early for him to have a car?
 Gito : I know what you mean. I think he should wait for another four years.
 Lea : You're right.

Practice 7

- house
- wardrobe
- curtain
- lamp
- book
- protactor
- pen
- blackboard

Chapter 6 What Do You Do?

Practice 1

Dialogue 1

- Dimas : May I have a drink and two pieces of bread?
 Assistant : Yes of course. Do you want a coffee or a tea?
 Dimas : I want a cup of tea, please.

Dialogue 2

- Amel : May I have coffee, please?
 Assistant : I am sorry. We serve tea but no coffee here.

Practice 3

Dialogue 1

- Jimbo : May I have another story book, please?
 Librarian : Yes, of course.

Dialogue 2

- Amel : Could I borrow your spade?
 Jimbo : I'm sorry. I don't have a spade.

Dialogue 3

- Uncle : Could you wash the cups, please?
 Maid : Sure. Glad to help.

Dialogue 4

- Aunt Eni : Could you pass the salt, please?
 Gandi : Certainly, Aunt Eni. Here it is.

Practice 4

- He works in a restaurant. His job is to serve. What is he?
- She works at a school. Her job is teaching. What is she?
- He works in a fire department. His job is to put out fires. What is he?
- She plays tennis and likes sport. What is she?

Practice 5

This is Rianti. She is a ¹secretary. She works for a ²foreign company in Jakarta. There is a computer on her ³desk. She often types letters on the computer. She also answers the telephone and ⁴takes messages. Sometimes, she goes to ⁵meeting and takes notes.

Lidia is a nurse. She works in a ¹hospital in Surabaya. She helps the ²doctors and look after the ³patients. She gives the patients the ⁴medicines, and she often talks to them and listen to their problems. Sometimes, she talks to the patients' families. She always wears his nurse's ⁵uniform.

Adapted from *Brainwaves*, 1998

Chapter 7 Work Out

Practice 3

Krisna : Neta, did you watch the sports news this morning?
Neta : I didn't. Can you tell me the result of Chelsea's match against Liverpool?
Krisna : Well, Liverpool defeated Chelsea by 3 goals to 1.
Neta : Really? How come?
Krisna : It's fantastic! Dirk Kuyt scored a hat-trick in the game.

Practice 5

1. Do you know what the pictures are about?
2. What do you see in picture 1?
3. What is the boy doing in picture 2?
4. What do you think of picture 3?
5. Are all the pictures in sequence (berurutan)?

Chapter 8 My Hobby

Practice 3

Baron, Dedi and Arul are having lunch in the canteen.

Baron : Our new English teacher just came from Cambridge. His name is Jonathan.
Arul : Is that right?
Dedi : Yes, that's right.
Baron : I heard he is a baseball coach, too.
Arul : Really? I don't know how to play baseball.
Dedi : Don't you?
Arul : No, I don't. Maybe I should join the baseball club.
Baron : Yes, I think you should.

Practice 5

It is easy to fall asleep easily. Follow these *steps*. *First*, lay your body down in a comfortable sofa. *Then*, read something that entertain you. *After that*, drink a glass of hot milk. *Next*, you'll feel so sleepy finally, have a nice dream, no snoring, okay!

Answer Key

Chapter 1

What Is Your Name?

Speaking

Practice 4

- Roger : Good morning, Ma'am.
Mrs Felix : *Good morning. Are you a new student?*
Roger : Yes, Ma'am. I am Roger Sondakh. I am in 1C. *How do you do?*
Mrs Felix : *How do you do?* My name is Felicia Felix. I am an English teacher. Do you come from Manado?
Roger : Yes, Ma'am. My parents live there. But I live here with my brother.
Mrs Felix : Nice to meet you, Roger.
Roger : *Nice to meet you, too, Mrs Felix.*
- Mirza : Hi, Togur. *How are you?*
Togur : Hi, Mirza. *I am fine thanks. And you?*
Rico : Not too bad, thanks.

Practice 7

- SANTI = es, ei, en, ti:, ai
- SUSAN = es, ju:, es, ei, en
- ALAM = ei, el, ei, em
- ROBERT = a:, əʊ, bi:, i:, a:, ti:
- ELIZABETH = i:, el, ai, zed, ei, bi:, i:, ti:, ertʃ
- JONATHAN = dʒeɪ, əʊ, en, ei, ti:, ertʃ, ei, en.

Practice 8

- Teacher : How do you spell your name, Anton?
Anton : *a:, en, ti:, əʊ, en*
Teacher : Good, How about you, Yeni?
Yeni : *wai, i:, en, ai.*
Teacher : Nicely done.
Yeni : Thank you.

Writing

Practice 3

It's been two months, last time, spend some time, party, wait to see you.

Practice 5

Andra meets Una and Su Lian in the park.

- Andra : Hi. I am Andra.
Una : Hello. We are Una and Su Lian.
Andra : Oh, you are twins!
Una : No, we aren't
Andra : But you are exactly alike!
Su Lian : No, I am nineteen years old, but Una isn't even eighteen yet.
Andra : Well, I am glad to meet you.
Randi comes and joins them.
Andra : Una, Su Lian, this is Randi.
Una : Hi, Randi.
Susan : Hello, Randi. How do you do?
Randi : Hello, girls. How do you do?
(to Randi) Are they twins?
Andra : No, they aren't twins. Writing

Practice 3

- Ary : Hello. What is your name?
Ali : *Hello. My name is Ali.*
Ary : *I am Ary. Nice to meet you, Ali.*
Ali : *Nice to meet you, too.*
- Dudi : Good evening. *What is your name?*
Monty : *Good evening. My name is Monty.*
Dudi : *I am Dudi. Pleased to meet you, Monty.*
Monty : Pleased to meet you, too.

Chapter 2

Things around Us

Reading

Practice 4

- map
- cupboard
- timetable
- clock
- bookshelf
- calendar
- blackboard
- ruler
- door
- window
- broom
- book
- backpack
- chair
- table

Practice 5

- shears 2
wheelbarrow 5
watering can 1
sickle 3
hoe 4
- sofa 5
book case 4
curtain 2
electric fan 7
lamp 8
table 6
vase 3
picture 1
- sheet 6
stool 3
wardrobe 1
blanket 5
pillow 4
mirror 2

Practice 6

- e 6. i
- g 7. c
- a 8. d
- j 9. b
- h 10. f

Enrich Your Knowledge

1. bedroom
2. bathroom
3. kitchen
4. dining room
5. living room
6. garage
7. wardrobe
8. yard

Writing

Practice 5

1. There is
2. There are
3. There is

Practice 6

1. Is there
2. Are there
3. Are there

Practice 7

1. There are books on the table.
2. There are tape recorders in the table.
3. There are apples and grapes on the basket.
4. There is a cat under the table.

Chapter 3

Let's Go to School

Reading

Practice 7

1. b
2. a
3. b
4. c
5. c

Practice 6

2. fish
3. reading, read
4. playing, play

Practice 7

1. Is, is
2. Are, are
3. am, am
4. is, is
5. is, is

Practice 8

1. e
2. c
3. a
4. d
5. b

Writing

Crossword puzzle

1. classroom
2. coffee
3. behind
4. money
5. house
6. flower
7. bridge
8. beautiful
9. water
10. bird
11. begin
12. envelope

Chapter 4

What Should I Buy?

Listening

Practice 5

1. buy
2. sleeve
3. nice
4. four
5. colours
6. expensive

Speaking

Practice 4

burger
french fries
steak
coke
pizza
salad
pasta
coffee
apple pie
ice cream
mousse

Practice 5

1. cheesecake
2. pizza
3. steak
4. juice

Reading

Practice 2

1. false
2. false
3. false
4. true
5. true
6. false
7. true
8. false
9. true
10. false

Practice 2

1. e
2. g
3. a
4. j
5. h
6. i
7. c
8. d
9. b
10. f

Writing

Practice 5

3-6-2-5-4-1

Practice 6

1. about two weeks
2. rice cooker and blenders
3. reducing price of things
4. a free alarm clock
5. newspaper

Practice 7

1. c
2. d
3. f
4. i
5. j
6. h
7. a
8. e
9. b
10. g

Practice 9

1. a loaf of
2. a can of
3. a jar of
4. a bowl of
5. a bottle of
6. a cup of
7. a cone of
8. a ream of
9. a sack of
10. a teaspoonful of

Practice 11

Soho Department Store, End of Season Sale, to 70 %, 30 -50 %, 40 %, 10 a.m. to 10 p.m.

Practice 12

1. spend
2. buyer
3. picnic
4. bargain
5. cashier
6. trousers
7. time
8. yesterday
9. thank
10. shirt
11. service
12. costumer
13. motorist
14. margarine
15. vegetable

Exercise of Chapters 1-4

- | | | | |
|-------|-------|-------|-------|
| 1. b | 11. b | 21. a | 31. b |
| 2. d | 12. d | 22. c | 32. c |
| 3. a | 13. b | 23. a | 33. b |
| 4. a | 14. d | 24. b | 34. a |
| 5. b | 15. a | 25. c | 35. a |
| 6. a | 16. b | 26. d | 36. a |
| 7. c | 17. c | 27. b | 37. a |
| 8. d | 18. a | 28. c | 38. b |
| 9. a | 19. c | 29. b | 39. b |
| 10. c | 20. a | 30. d | 40. a |

1. I had a wonderful holiday.
2. The weather is nice today.
3. The girls are buying a book.
4. The cats are sleeping under the table.
5. The women are reading magazines.
6. The men are cleaning cars.
7. I am drawing a picture.
8. She is cleaning the house.
9. Your brother is not reading a book.
10. Are we watching television?

Chapter 5 My Family

Speaking

Practice 9

1. There is; on
2. There is; in

3. There is; beside
4. There is; under
5. There are; on
6. There are; around

Reading

Practice 4

1. His name is Kevin.
2. He has two sisters.
3. Bali.
4. Kevin and his family.
5. It faces directly to the beach.

Writing

Practice 3

1. daughter
2. uncles
3. brothers
4. grandfather
5. grandmother
6. cousins
7. wife
8. mother

Enrich Your Knowledge

2. It's eleven twenty or it's twenty past eleven.
3. It's three twenty-seven or it's twenty-seven past three.
4. It's six thirty-five or it's twenty-five to seven.
5. It's one fifty or it's ten to two.

Chapter 6 What Do You Do?

Listening

Practice 1

1. drink
2. bread
3. coffee
4. tea
5. coffee
6. tea

Practice 3

1. Yes, of course.
2. I'm sorry. I don't have a spade.
3. Sure. Glad to help.

Practice 4

1. He is a waiter.
2. She is a secretary.
3. He is a fireman.
4. She is an athlete.

Practice 5

Text 1

1. secretary
2. big computer
3. desk
4. takes
5. meetings

Text 2

1. hospital
2. doctors
3. patients
4. medicine
5. uniforms

Speaking

Practice 10

- nose 8
- tooth 12
- beard 1
- cheek 3
- tongue 10
- nostril 9
- hair 11
- chin 4
- lip 6
- ear 5
- moustache 7
- eye 13
- forehead 2
- eye brow 14

Practice 11

2. Heni : Do you know Wina?
Butet : Yes, I do.
Heni : What is she like?
Butet : She has straight hair.
Heni : What is she?
Butet : She is a teacher.
3. Tuti : Do you know Yuni?
Ani : Yes, I do.
Tuti : What is she like?
Ani : She has long and black hair.
Tuti : What is she?
Ani : She is a secretary.

Practice 14

2. come
3. walk
4. attend
5. have
6. works
7. like
8. chases
9. works
10. sits

Reading

Practice 3

1. d
2. e
3. b
4. a
5. c

Practice 4

1. True
2. True
3. False
4. True
5. False
6. False
7. False
8. True
9. False
10. False

Practice 8

1. *tetangga*
2. *badut*
3. *bekerja*
4. *karnaval*

5. *pekerjaan*
6. *hiburan*
7. *tertawa*
8. *lucu*
9. *rambut palsu*
10. *baik hati*

Writing

Practice 1

1. b
2. a
3. c

Practice 2

1. a hairdresser
2. a butcher
3. a typist
4. a tailor
5. a nurse
6. a dentist
7. a carpenter
8. a barber
9. a soldier
10. a sailor

Practice 3

1. d
2. a
3. e
4. c
5. b

Practice 4

1. pilot
2. electrician
3. photographer
4. driver
5. receptionist
6. flight attendant
7. carpenter
8. tailor

Practice 6

2. Mrs Tike is a teacher. She works in SMP 6. She teaches English.
3. Mr Salam is a journalist. He works for Kompas. He covers news.
4. Toni and Andi are guides. They work for travel agency. They take people on tours.
5. The men are mechanics. They work in a workshop. They repair cars.

Practice 7

1 – 4 – 3 – 7 – 8 – 6 – 2 – 5

Chapter 7

Work Out

Listening

Practice 3

1. this morning
2. can
3. tell
4. defeated
5. Really

Practice 4

1. Probably they are friends.
2. Chelsea's match against Liverpool.
3. A football player of Liverpool.
4. He scored a hat-trick.

Practice 7

- False
- False
- True

Speaking**Practice 9**

- soon
- very
- by car
- one afternoon
- all day
- silently
- where
- seriously

Reading**Practice 4**

- join the health club.
 - exercises after work.
 - never smoke cigarettes.
- Because she wants to keep in shape and stay healthy.
- various answers

Writing**Practice 4**

- c
- e
- d
- f
- a
- b

Practice 6

c - b - d - a

Chapter 8

My Hobby

Listening**Practice 5**

- steps
- first
- then
- after that
- next
- finally

Speaking**Practice 8**

- Do; do
- Does; doesn't
- Does; does
- Do; don't
- Do
- does
- Don't
- doesn't
- don't
- don't

Reading**Practice 4**

d c a e b

Writing**Practice****Preparation**

4-2-1-3-5

How to Make It

c-a-b-d

Practice 5

- grill
- garnies
- cook
- chop
- cut
- heat
- baked
- fry
- cook
- grind

Exercise of Chapters 5-8

- | | | | |
|-------|-------|-------|-------|
| 1. c | 11. a | 21. d | 31. b |
| 2. c | 12. d | 22. a | 32. a |
| 3. a | 13. a | 23. b | 33. b |
| 4. c | 14. b | 24. c | 34. b |
| 5. d | 15. b | 25. a | 35. b |
| 6. b | 16. a | 26. c | 36. b |
| 7. d | 17. c | 27. c | 37. c |
| 8. b | 18. a | 28. a | 38. b |
| 9. a | 19. d | 29. a | 39. b |
| 10. b | 20. d | 30. d | 40. c |

- Anto's hobby is jogging.
- Rian usually rides his bike on Sundays.
- Yes, it can.
- d
- e
- b
- a
- c
- h
- i
- j
- f
- g
- I go to school every day.
- Eric dances very well.

Final Review**A.**

- | | | | | |
|-------|-------|-------|-------|--------|
| 1. b | 11. d | 21. c | 31. b | 41. a |
| 2. b | 12. d | 22. a | 32. a | 42. b |
| 3. d | 13. c | 23. b | 33. a | 43. b |
| 4. b | 14. b | 24. a | 34. b | 44. c |
| 5. a | 15. c | 25. b | 35. c | 45. d |
| 6. d | 16. d | 26. a | 36. d | 46. b |
| 7. c | 17. a | 27. c | 37. c | 47. a |
| 8. d | 18. c | 28. b | 38. c | 48. d |
| 9. b | 19. a | 29. c | 39. d | 49. c0 |
| 10. b | 20. c | 30. d | 40. c | 50. c |

B. 3-1-2-5-4

- She goes swimming.
- She has English tuition class at 6.00 pm on Tuesday.
- Her grandmother.
- She has to attend her English tuition class.
- The best day for him to visit Maya is Thursday.

ISBN : 979-462-970-7

Buku ini telah dinilai oleh Badan Standar Nasional Pendidikan (BSNP) dan telah dinyatakan layak sebagai buku teks pelajaran berdasarkan Peraturan Menteri Pendidikan Nasional Nomor 34 Tahun 2008 Tanggal 10 Juli tentang Penetapan Buku Teks Pelajaran yang Memenuhi Syarat Kelayakan untuk Digunakan dalam Proses Pembelajaran.

HET (Harga Eceran Tertinggi) Rp.....